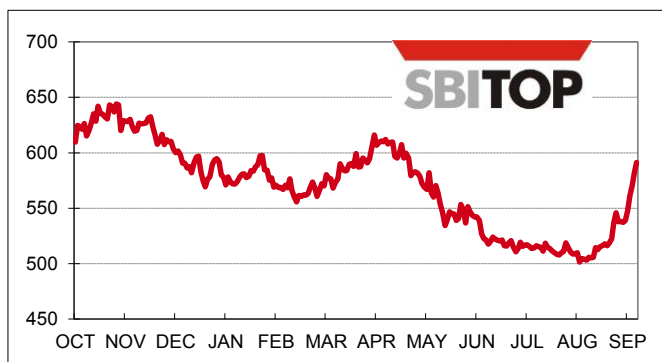


# Monthly report - September 2012

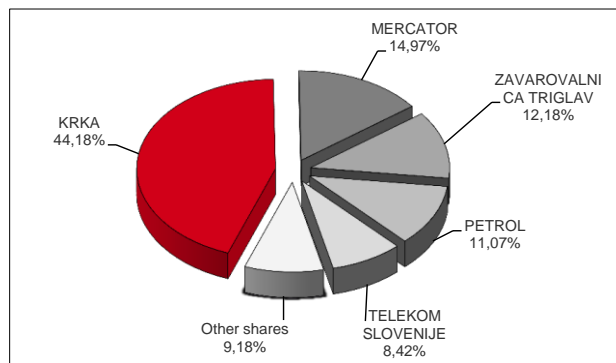


LJUBLJANA STOCK EXCHANGE

Slovene blue-chip index (SBITOP) performance



Shares by turnover



## PRIME MARKET

	Price in EUR (30 Sep 2012)	Monthly change	Turnover in EUR 000	Number of trades	Market capitalisation in EUR 000 (30 Sep 2012)
GORENJE	4.588	13.28% ▲	720	161	72,981
INTEREUROPA	0.600	25.00% ▲	17	51	4,741
KRKA	49.800	16.63% ▲	14,632	1,346	1,764,221
LUKA KOPER	8.450	26.12% ▲	207	151	118,300
MERCATOR	111.900	-0.62% ▼	4,960	219	421,344
NOVA KBM	1.200	-2.28% ▼	441	485	46,948
PETROL	216.000	25.47% ▲	3,666	402	450,641
POZAVAROVALNICA SAVA	5.800	10.48% ▲	185	64	54,303
TELEKOM SLOVENIJE	76.510	26.46% ▲	2,789	422	500,029
ZAVAROVALNICA TRIGLAV	14.390	24.05% ▲	4,033	377	327,159
<b>Total</b>			<b>31,650</b>	<b>3,678</b>	<b>3,760,666</b>

## TRADING SUMMARY

	Turnover in EUR 000	Number of trades	Market capitalisation in EUR 000 (30 Sep 2012)	Number of issues (30 Sep 2012)
EQUITY MARKET	33,122	4,385	4,626,676	63
FUND MARKET	135	68	17,817	1
BOND MARKET	8,629	211	12,778,542	64
TREASURY BILLS	49	1	-	7
COMMERCIAL PAPERS	0	0	-	1
<b>Total</b>	<b>41,934</b>	<b>4,665</b>	<b>17,423,035</b>	<b>128</b>

## TURNOVER BY MEMBERS

Member	Turnover in EUR 000	Share
ALTA INVEST	25,355	30.23%
ILIRIKA	11,067	13.20%
PERSPEKTIVA BPD	6,804	8.11%
RAIFFEISEN BANKA	5,160	6.15%
WOOD & COMPANY FINANCIAL SERVICES	3,895	4.64%
OTHERS	31,586	37.66%
<b>Total (25)</b>	<b>83,868</b>	<b>100.00%</b>



More info at [www.ljse.si](http://www.ljse.si)



cee stock exchange group

## PRIME AND STANDARD MARKET SHARES - TOP GAINERS / DECLINERS

Issuer	Trading code	Price in EUR (30 Sep 2012)	Monthly change	Change since 31 Dec 2011	Change since 30 Sep 2011	Market
<b>Gainers</b>						
PIVOVARNA LAŠKO	PILR	7.000	53.85% ▲	-36.48% ▼	-33.43% ▼	Standard market
SAVA	SAVA	4.821	37.35% ▲	-59.83% ▼	-79.54% ▼	Standard market
TELEKOM SLOVENIJE	TLSG	76.510	26.46% ▲	21.48% ▲	24.41% ▲	Prime market
LUKA KOPER	LKPG	8.450	26.12% ▲	19.01% ▲	-10.01% ▼	Prime market
AERODROM LJUBLJANA	AELG	12.300	25.51% ▲	19.42% ▲	-3.15% ▼	Standard market
<b>Decliners</b>						
ABANKA	ABKN	3.870	-26.98% ▼	-75.81% ▼	-77.24% ▼	Standard market
PROBANKA	PRBP	4.500	-23.21% ▼	-54.54% ▼	-56.05% ▼	Standard market
ISKRA AVTOELEKTRIKA	IALG	12.450	-9.12% ▼	-17.55% ▼	-25.45% ▼	Standard market
ISTRABENZ	ITBG	0.380	-5.00% ▼	-87.70% ▼	-82.81% ▼	Standard market
SALUS	SALR	183.000	-2.71% ▼	-23.75% ▼	-36.46% ▼	Standard market

## MOST TRADED SECURITIES

	Trading code	Price in EUR (30 Sep 2012)	Turnover in EUR 000	Number of trades	Market capitalisation in EUR 000 (30 Sep 2012)	Market
<b>Shares</b>						
KRKA	KRKG	49.800	14,632	1,346	1,764,221	Prime market
MERCATOR	MELR	111.900	4,960	219	421,344	Prime market
ZAVAROVALNICA TRIGLAV	ZVTG	14.390	4,033	377	327,159	Prime market
<b>Funds</b>						
PROBANKA GLOBALNI NALOŽBENI SKLAD	PBGS	0.639	135	68	17,817	Fund market
<b>Bonds</b>						
PETROL 1 <sup>st</sup> ISSUE	PET1	103.110	3,111	5	51,555	Bond market
SLOVENSKA ODŠKODNINSKA DRUŽBA 2 <sup>nd</sup> ISSUE	SOS2E	98.200	2,311	147	426,350	Bond market
ZAVAROVALNICA TRIGLAV 2 <sup>nd</sup> ISSUE	ZT02	99.700	1,310	4	29,910	Bond market

## PRIME AND STANDARD MARKET RATIOS

	Trading code	Price-to-earnings ratio (P/E)	Dividend yield	Price-to-book ratio (P/B)	Turnover ratio	Beta
<b>Prime market</b>						
GORENJE	GRVG	8.08	3.27%	0.18	0.08	0.57
INTEREUROPA	IEKG			0.04	0.04	0.59
KRKA	KRKG	10.27	3.01%	1.52	0.07	0.67
LUKA KOPER	LKPG	266.82		0.49	0.02	0.48
MERCATOR	MELR	17.69	5.36%	0.53	0.09	1.63
NOVA KBM	KBMR			0.12	0.04	1.15
PETROL	PETG	8.65	3.82%	1.09	0.05	0.91
POZAVAROVALNICA SAVA	POSR	8.33		0.37	0.01	0.28
TELEKOM SLOVENIJE	TLSG	14.63	9.15%	0.61	0.04	0.70
ZAVAROVALNICA TRIGLAV	ZVTG	6.94	4.86%	0.70	0.04	0.61
<b>Prime market ratios</b>		<b>15.28</b>	<b>4.17%</b>	<b>0.76</b>	<b>0.07</b>	
<b>Standard market</b>						
ABANKA VIPA	ABKN			0.12	0.001	0.09
AERODROM LJUBLJANA	AELG	8.88	5.20%	0.38	0.05	0.33
DELO PRODAJA	DPRG	7.21	0.81%	0.45	0.001	-0.02
ISKRA AVTOELEKTRIKA	IALG	3.60	2.41%	0.48	0.03	0.02
ISTRABENZ	ITBG	0.09			0.006	1.07
KOMPAS MTS	MTSG	1.72	7.01%	0.06	0.0001	-0.04
MLINOTEST	MAJG	18.76		0.33	0.003	-0.08
NIKA	NIKN			1.87	0.001	-0.04
PIVOVARNA LAŠKO	PILR			0.51	0.01	0.80
SALUS	SALR	6.45	16.39%	0.41	0.03	0.01
SAVA	SAVA			0.06	0.03	0.51
TERME ČATEŽ	TCRG	34.60	1.69%	0.92	0.003	-0.001
UNIOR	UKIG			0.08	0.002	-0.15
ŽITO	ZTOG	12.31	6.04%	0.27	0.02	-0.12
<b>Standard market ratios</b>			<b>2.64%</b>	<b>0.27</b>	<b>0.01</b>	

Calculated on the basis of audited consolidated financial statements for 2011.

Market averages are calculated by market capitalisation weighting (illiquid companies excluded).

P / E = price / earnings per share

Dividend yield = last confirmed dividend / price

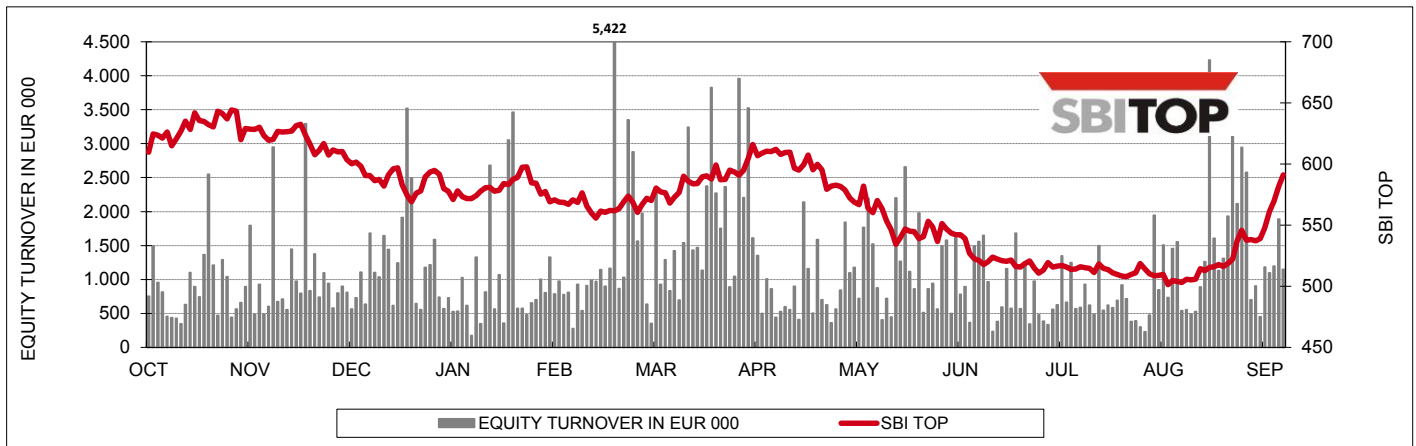
P / B = price / book value of share (own shares excluded)

Ratios for Aerodrom Ljubljana are based on all issued shares (ordinary and preferred)

Turnover ratio = yearly turnover / average market capitalisation (current month, before 6 and before 12 months).

The systematic risk indicator "Beta" is calculated using 12-month daily data and with correlation to SBITOP.

## SLOVENE BLUE-CHIP INDEX - SBI TOP



**Value on 30 Sep 2012** **591.22**

Change in September 2012	85.94
Max. value in September 2012 (28 Sep 2012)	591.22
Min. value in September 2012 (3 Sep 2012)	505.71

Monthly change	17.01% ▲
Change from 31 Dec 2011	0.28% ▲
Change from 30 Sep 2011	-4.43% ▼

### SBITOP constituents:

		Weight as of 30 Sep 2012	Price in EUR (30 Sep 2012)
KRKA	KRKG	29.29%	49.800
PETROL	PETG	24.13%	216.00
MERCATOR	MELR	16.12%	111.90
TELEKOM SLOVENIJE	TLSG	15.30%	76.51
ZAVAROVALNICA TRIGLAV	ZVTG	10.01%	14.390
GORENJE	GRVG	3.35%	4.588
NOVA KBM	KBMR	1.80%	1.200

## CEESEG Composite Index in EUR - CEESEG EUR



CEESEG is a trademark of WBAG.

**Value on 30 Sep 2012** **1,139.30**

Change in September 2012	30.92
Max. value in September 2012 (14 Sep 2012)	1,191.15
Min. value September 2012 (4 Sep 2012)	1,108.66

Monthly change	2.79% ▲
Change from 31 Dec 2011	8.41% ▲
Change from 30 Sep 2011	6.76% ▲

### CEESEG EUR constituents: 50 shares, represent first 15:

		Weight as of 30 Sep 2012	Price in EUR (30 Sep 2012)
CEZ		10.04%	28.965
ERSTE GROUP BANK AG		8.88%	17.365
OMV AG		8.25%	27.235
ANDRITZ AG		6.79%	44.070
MOL		6.24%	64.44
IMMOFINANZ AG		5.15%	2.823
VOESTALPINE AG		5.10%	23.290
OTP BANK		4.96%	13.663
KOMERCNI BANKA		4.36%	154.89
VIENNA INSURANCE GROUP AG		3.91%	33.000
TELEFONICA O2 CR		3.74%	15.695
RAIFFEISEN BANK INTERNATIONAL AG		3.06%	28.185
TELEKOM AUSTRIA AG		2.71%	5.500
RICHTER GEDEON		2.35%	136.11
KRKA		2.29%	49.800

## MONTHLY TURNOVER BY MARKET IN EUR 000

Year 2011	Equity Market					Treasury bills	Commercial papers	Average daily turnover	TOTAL	MoM Index
	Prime Market	Standard Market	Entry Market	Fund Market	Bond Market					
September	39,845	2,683	711	138	5,912			2,240	49,288	120
October	16,327	1,097	568	152	2,992			1,057	21,135	43
November	18,893	916	3,011	44	4,281			1,293	27,145	128
December	18,304	1,268	1,261	147	4,381			1,268	25,361	93
<b>Total 2011</b>	<b>344,728</b>	<b>25,476</b>	<b>24,272</b>	<b>3,672</b>	<b>59,580</b>			<b>1,880</b>	<b>470,064</b>	
Year 2012	Prime Market	Standard Market	Entry Market	Fund Market	Bond Market	Treasury bills	Commercial papers	Average daily turnover	TOTAL	MoM Index
January	15,981	2,875	3,696	159	3,616	9		1,254	26,337	104
February	18,809	2,274	479	192	3,619			1,269	25,374	96
March	26,429	2,628	1,658	171	6,551	9		1,702	37,447	148
April	23,155	651	703	206	4,854		26	1,644	29,594	79
May	21,689	741	1,037	293	3,524		202	1,309	27,486	93
June	22,745	217	705	108	7,163		4	1,547	30,942	113
July	14,369	843	903	68	4,921		4	959	21,108	68
August	15,836	251	1,401	76	4,630			1,009	22,194	105
September	31,650	599	873	135	8,629	49		2,097	41,934	189
<b>Total 2012</b>	<b>190,663</b>	<b>11,080</b>	<b>11,454</b>	<b>1,409</b>	<b>47,507</b>	<b>67</b>	<b>235</b>	<b>1,411</b>	<b>262,417</b>	

## MARKET CAPITALISATION BY MARKET IN EUR 000

Date	Equity Market					TOTAL (equity)	MoM Index
	Prime Market	Standard Market	Entry Market	Fund Market	Bond Market		
September 30, 2011	3,572,473	876,907	659,076	20,852	15,051,412	5,108,456	90
October 31, 2011	3,716,647	882,363	678,323	21,043	15,048,002	5,277,333	103
November 30, 2011	3,478,115	825,347	620,120	20,130	14,697,515	4,923,582	93
December 31, 2011	3,696,052	578,188	598,573	20,020	14,459,251	4,872,813	99
January 31, 2012	3,723,474	531,031	575,475	20,182	13,337,386	4,829,980	99
February 29, 2012	3,611,885	508,099	557,917	20,040	13,444,139	4,677,901	97
March 31, 2012	3,802,346	510,446	608,926	20,393	13,463,452	4,921,719	105
April 30, 2012	3,766,754	442,135	601,245	19,750	13,446,214	4,810,135	98
May 31, 2012	3,384,985	368,646	593,354	19,355	13,399,563	4,346,986	90
June 30, 2012	3,297,868	338,183	575,264	18,420	13,345,076	4,211,315	97
July 31, 2012	3,246,555	305,748	586,691	18,407	12,899,713	4,138,993	98
August 31, 2012	3,214,168	300,454	597,450	18,041	12,700,383	4,112,072	99
September 30, 2012	3,760,666	312,977	553,032	17,817	12,778,542	4,626,676	113

## NEWS AND EVENTS

- In September 2012, there was an increase in average consumer prices MoM by 1.1 per cent, while price growth for the entire year has been 3.3 per cent.
- On 30<sup>th</sup> September 2012, the ECB euro foreign exchange reference rate against the dollar was 1 EUR = USD 1.2930. In the past month, the euro rose by 2.5 per cent against the dollar, while it depreciated by 4.2 per cent against the dollar during the past 12-month period.

## MEMBERS LIST

Member	Tel. No.	Member	Tel. No.
Abanka Vipava, d. d., Ljubljana	+386 1 471 81 88	KBC Securities NV, Brussels *	+32 2 429 13 04
ALTA Invest, d. d., Ljubljana	+386 1 320 03 90	KD banka, d. d., Ljubljana	+386 59 22 00 31
Argonos BPH, d.o.o., Ljubljana	+386 1 470 48 05	Moja delnica BPH, d. d., Ljubljana	+386 1 433 11 55
Banka Koper, d. d., Koper	+386 5 666 13 18	Nova Kreditna banka Maribor, d.d., Maribor	+386 2 229 27 38
BKS BANK AG, Bančna podružnica, Ljubljana	+386 1 589 09 26	Nova Ljubljanska banka, d. d., Ljubljana	+386 1 476 52 07
Deželna banka Slovenije, d. d., Ljubljana	+386 1 472 72 68	Perspektiva, borzno posredniška družba, d. d., Ljubljana	+386 1 568 82 25
ecetra Central European e-Finance AG (brokerjet) *	+386 1 583 22 95	Probanka, d. d., Maribor	+386 2 252 05 58
Erste Group Bank AG, Vienna *	+43 50 100 83118	Raiffeisen Banka, d. d., Maribor	+386 2 229 31 19
Factor banka, d. d., Ljubljana	+386 1 230 66 14	Raiffeisen Centrobank AG, Vienna *	+43 51520 5457
GBD Gorenjska borzno posredniška družba, d. d., Kranj	+386 4 280 10 18	SKB banka, d. d., Ljubljana	+386 1 471 50 82
Gorenjska banka, d. d., Kranj	+386 4 208 43 28	UniCredit Banka, d. d., Ljubljana	+386 1 587 64 30
Hypo Alpe-Adria-Bank, d. d., Ljubljana	+386 1 580 42 76	WOOD & Company Financial Services, a.s.*	+420 222 096 287
Ilirika borzno posredniška hiša, d. d., Ljubljana	+386 1 300 22 60		