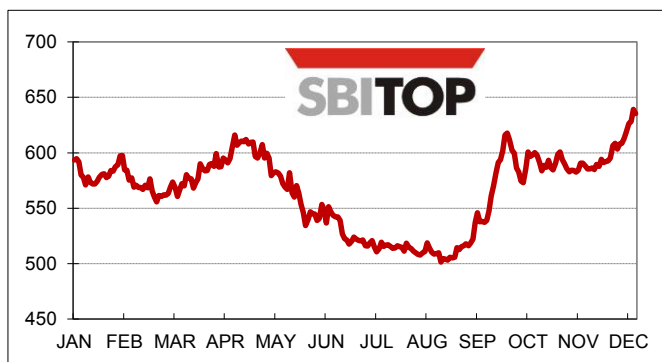


Monthly report - December 2012

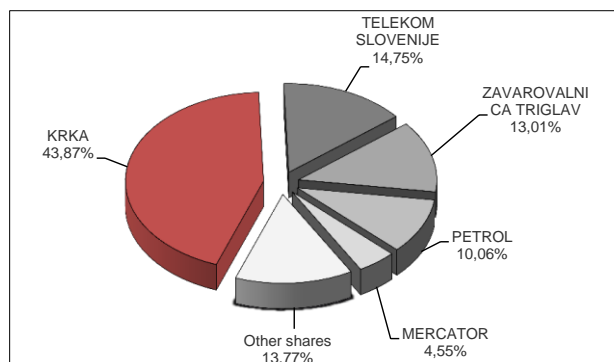


LJUBLJANA STOCK EXCHANGE

Slovene blue-chip index (SBITOP) performance



Shares by turnover



PRIME MARKET

	Price in EUR (31 Dec 2012)	Monthly change	Turnover in EUR 000	Number of trades	Market capitalisation in EUR 000 (31 Dec 2012)
GORENJE	3.790	-7.79% ▼	206	259	60,287
INTEREUROPA	0.550	3.77% ▲	15	90	9,257
KRKA	50.00	7.04% ▲	10,166	1,258	1,771,306
LUKA KOPER	7.950	11.03% ▲	357	212	111,300
MERCATOR	114.00	-1.72% ▼	1,054	218	429,251
NOVA KBM	1.300	15.04% ▲	676	518	50,860
PETROL	236.40	8.94% ▲	2,330	358	493,202
POZAVAROVALNICA SAVA	7.120	1.71% ▲	152	66	66,661
TELEKOM SLOVENIJE	95.55	19.44% ▲	3,419	506	624,465
ZAVAROVALNICA TRIGLAV	16.500	8.55% ▲	3,015	264	375,130
Total			21,390	3,749	3,991,719

TRADING SUMMARY

	Turnover in EUR 000	Number of trades	Market capitalisation in EUR 000 (31 Dec 2012)	Number of issues (31 Dec 2012)
EQUITY MARKET	23,175	4,495	4,911,166	63
FUND MARKET	86	59	16,848	1
BOND MARKET	3,606	151	12,735,678	60
TREASURY BILLS	0	0	-	9
COMMERCIAL PAPERS	0	0	-	3
Total	26,867	4,705	17,663,692	124

TURNOVER BY MEMBERS

Member	Turnover in EUR 000	Share
ALTA INVEST	12,408	23.09%
PERSPEKTIVA BPD	5,833	10.85%
ILIRIKA	5,259	9.79%
RAIFFEISEN BANKA	4,761	8.86%
WOOD & COMPANY FINANCIAL SERVICES	4,740	8.82%
OTHERS	20,734	38.59%
Total (23)	53,734	100.00%



More info at www.ljse.si



cee stock exchange group

PRIME AND STANDARD MARKET SHARES - TOP GAINERS / DECLINERS

Issuer	Trading code	Price in EUR (31 Dec 2012)	Monthly change	Change since 31 Dec 2011	Change since 31 Dec 2010	Market
Gainers						
TELEKOM SLOVENIJE	TLSG	95.55	19.44% ▲	51.71% ▲	11.10% ▲	Prime market
ISKRA AVTOELEKTRIKA	IALG	17.500	16.67% ▲	15.89% ▲	-12.50% ▼	Standard market
NOVA KBM	KBMR	1.300	15.04% ▲	-58.86% ▼	-87.25% ▼	Prime market
PIVOVARNA LAŠKO	PILR	6.990	12.74% ▲	-36.57% ▼	-56.27% ▼	Standard market
LUKA KOPER	LKPG	7.950	11.03% ▲	11.97% ▲	-55.31% ▼	Prime market
Decliners						
GORENJE	GRVG	3.790	-7.79% ▼	-24.20% ▼	-71.91% ▼	Prime market
SAVA	SAVA	3.400	-7.10% ▼	-71.67% ▼	-96.20% ▼	Standard market
AERODROM LJUBLJANA	AELG	12.000	-2.12% ▼	16.50% ▲	-36.17% ▼	Standard market
MERCATOR	MELR	114.00	-1.72% ▼	-22.45% ▼	-27.71% ▼	Prime market
TERME ČATEŽ	TCRG	177.00	-0.45% ▼	-0.56% ▼	-6.84% ▼	Standard market

MOST TRADED SECURITIES

	Trading code	Price in EUR (31 Dec 2012)	Turnover in EUR 000	Number of trades	Market capitalisation in EUR 000 (31 Dec 2012)	Market
Shares						
KRKA	KRKG	50.000	10,166	1,258	1,771,306	Prime market
TELEKOM SLOVENIJE	TLSG	95.550	3,419	506	624,465	Prime market
ZAVAROVALNICA TRIGLAV	ZVTG	16.500	3,015	264	375,130	Prime market
Funds						
INFOND PBGS, MEŠANI SKLAD	PBGS	0.631	86	59	16,848	Fund market
Bonds						
PETROL 1 st ISSUE	PET1	104.040	2,148	7	52,020	Bond market
SLOVENSKA ODŠKODNINSKA DRUŽBA 2 nd ISSUE	SOS2E	101.510	597	95	394,256	Bond market
AGROGORICA 1 st ISSUE	AGO1	90.000	578	8	1,800	Bond market

PRIME AND STANDARD MARKET RATIOS

	Trading code	Price-to-earnings ratio (P/E)	Dividend yield	Price-to-book ratio (P/B)	Turnover ratio	Beta
Prime market						
GORENJE	GRVG	6.67	3.96%	0.15	0.08	0.57
INTEREUROPA	IEKG			0.03	0.04	0.48
KRKA	KRKG	10.31	3.00%	1.52	0.08	0.71
LUKA KOPER	LKPG	251.04		0.46	0.03	0.44
MERCATOR	MELR	18.02	5.26%	0.54	0.09	1.25
NOVA KBM	KBMR			0.13	0.07	1.40
PETROL	PETG	9.47	3.49%	1.19	0.07	1.13
POZAVAROVALNICA SAVA	POSR	10.23		0.46	0.04	0.38
TELEKOM SLOVENIJE	TLSG	18.28	7.33%	0.77	0.04	0.89
ZAVAROVALNICA TRIGLAV	ZVTG	7.96	4.24%	0.81	0.07	0.94
Prime market ratios		16.22	3.93%	0.81	0.08	
Standard market						
ABANKA VIPA	ABKN			0.12	0.001	-0.11
AERODROM LJUBLJANA	AELG	8.67	5.33%	0.37	0.06	0.68
DELO PRODAJA	DPRG	6.89	0.85%	0.43	0.00004	-0.03
ISKRA AVTOELEKTRIKA	IALG	5.07	1.71%	0.68	0.19	-0.08
ISTRABENZ	ITBG	0.12			0.005	1.22
KOMPAS MTS	MTSG	1.72	7.02%	0.06	0.0002	0.01
MLINOTEST	MAJG	18.76		0.33	0.004	0.02
NIKA	NIKN			2.04	0.001	-0.05
PIVOVARNA LAŠKO	PILR			0.51	0.01	0.71
SALUS	SALR	6.17	17.14%	0.40	0.04	0.09
SAVA	SAVA			0.04	0.06	0.90
TERME ČATEŽ	TCRG	34.40	1.69%	0.91	0.003	-0.004
UNIOR	UKIG			0.07	0.002	-0.41
ŽITO	ZTOG	13.47	5.52%	0.30	0.04	-0.12
Standard market ratios			2.60%	0.28	0.03	

Calculated on the basis of audited consolidated financial statements for 2011.

Market averages are calculated by market capitalisation weighting (illiquid companies excluded).

P / E = price / earnings per share

Dividend yield = last confirmed dividend / price

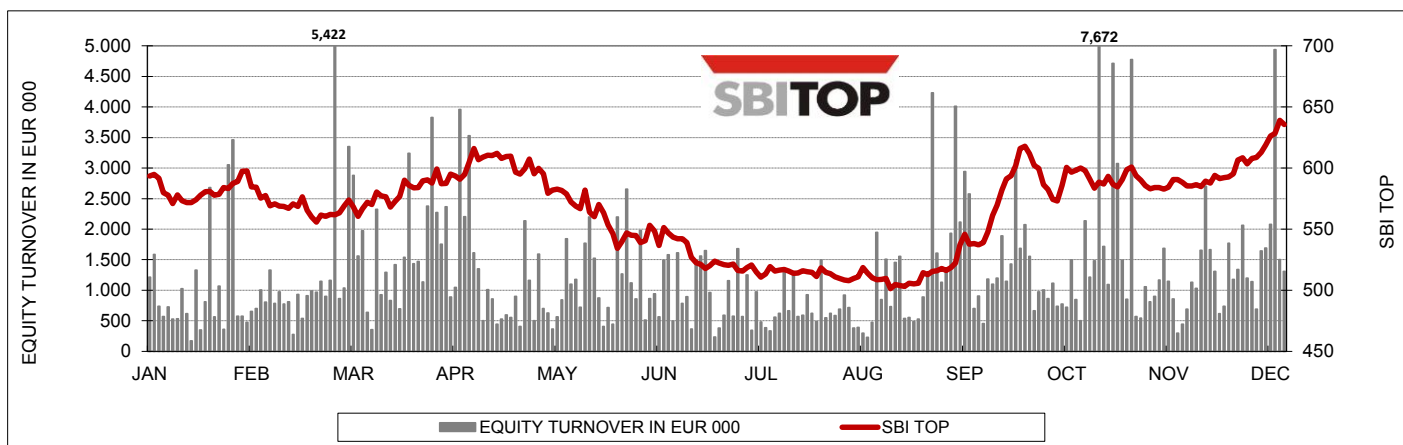
P / B = price / book value of share (own shares excluded)

Ratios for Aerodrom Ljubljana are based on all issued shares (ordinary and preferred)

Turnover ratio = yearly turnover / average market capitalisation (current month, before 6 and before 12 months).

The systematic risk indicator "Beta" is calculated using 12-month daily data and with correlation to SBITOP.

SLOVENE BLUE-CHIP INDEX - SBI TOP



Value on 31 Dec 2012 **635.51**

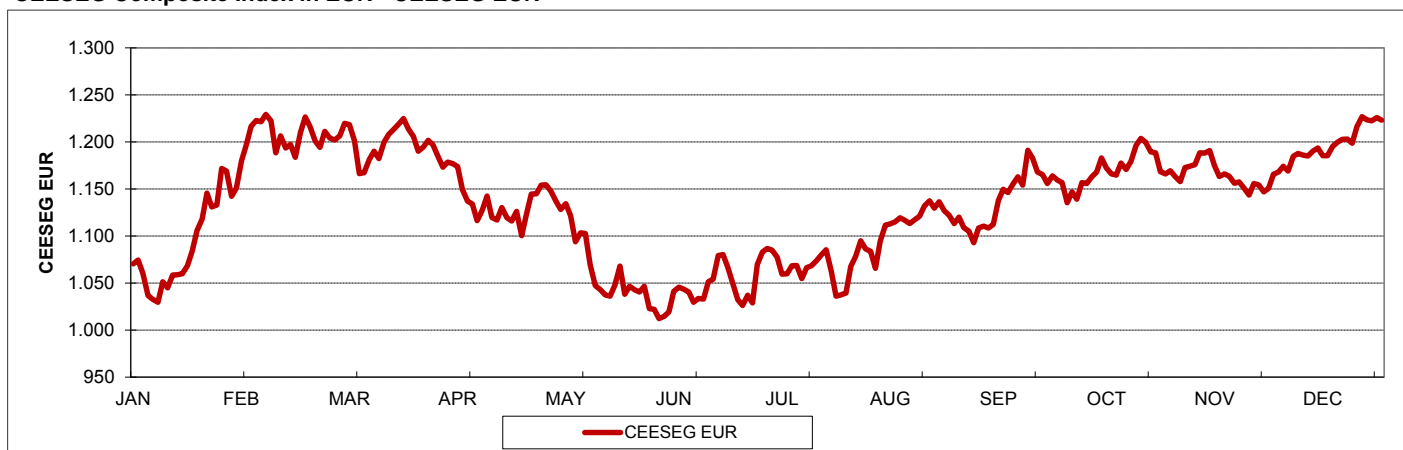
Change in December 2012	46.11
Max. value in December 2012 (27 Dec 2012)	639.03
Min. value in December 2012 (3 Dec 2012)	587.66

Monthly change	7.82% ▲
Change from 31 Dec 2011	7.79% ▲
Change from 31 Dec 2010	-25.26% ▼

SBITOP constituents:

SBITOP constituents:		Weight as of 31 Dec 2012	Price in EUR (31 Dec 2012)
KRKA	KRKG	29.22%	50.000
PETROL	PETG	23.93%	236.40
MERCATOR	MELR	14.87%	114.00
TELEKOM SLOVENIJE	TLSG	17.31%	95.55
ZAVAROVALNICA TRIGLAV	ZVTG	10.40%	16.500
GORENJE	GRVG	2.51%	3.790
NOVA KBM	KBMR	1.76%	1.300

CEESEG Composite Index in EUR - CEESEG EUR



CEESEG is a trademark of WBAG.

Value on 31 Dec 2012 **1,223.34**

Change in December 2012	35.60
Max. value in December 2012 (19 Dec 2012)	1,227.07
Min. value in December 2012 (4 Dec 2012)	1,185.28

Monthly change	3.00% ▲
Change from 31 Dec 2011	16.41% ▲
Change from 31 Dec 2010	-18.50% ▼

CEESEG EUR constituents: 49 shares, represent first 15:

CEESEG EUR constituents: 49 shares, represent first 15:		Weight as of 31 Dec 2012	Price in EUR (31 Dec 2012)
CEZ		10.01%	27.092
ERSTE GROUP BANK AG		9.90%	24.025
OMV AG		7.69%	27.355
ANDRITZ AG		6.94%	48.540
VOESTALPINE AG		6.55%	27.660
MOL		5.47%	61.00
IMMOFINANZ AG		5.37%	3.176
OTP BANK		4.80%	14.259
VIENNA INSURANCE GROUP AG		4.44%	40.375
KOMERCNI BANKA		4.17%	159.76
RAIFFEISEN BANK INTERNATIONAL AG		3.17%	31.455
TELEFONICA O2 CR		2.85%	12.892
TELEKOM AUSTRIA AG		2.62%	5.740
VERBUND AG KAT. A		2.19%	18.760
KRKA		2.13%	50.00

MONTHLY TURNOVER BY MARKET IN EUR 000

Year 2011	Equity Market					Treasury bills	Commercial papers	Average daily turnover	TOTAL	MoM Index
	Prime Market	Standard Market	Entry Market	Fund Market	Bond Market					
December	18,304	1,268	1,261	147	4,381			1,268	25,361	93
Total 2011	344,728	25,476	24,272	3,672	59,580			1,880	470,064	
Year 2012	Equity Market					Treasury bills	Commercial papers	Average daily turnover	TOTAL	MoM Index
Prime Market	Standard Market	Entry Market	Fund Market	Bond Market						
January	15,981	2,875	3,696	159	3,616	9		1,254	26,337	104
February	18,809	2,274	479	192	3,619			1,269	25,374	96
March	26,429	2,628	1,658	171	6,551	9		1,702	37,447	148
April	23,155	651	703	206	4,854		26	1,644	29,594	79
May	21,689	741	1,037	293	3,524		202	1,309	27,486	93
June	22,745	217	705	108	7,163		4	1,547	30,942	113
July	14,369	843	903	68	4,921		4	959	21,108	68
August	15,836	251	1,401	76	4,630			1,009	22,194	105
September	31,650	599	873	135	8,629	49		2,097	41,934	189
October	32,423	344	2,120	119	2,040		34	1,686	37,082	88
November	25,687	4,633	1,287	176	2,239			1,620	34,023	92
December	21,390	887	898	86	3,606			1,580	26,867	79
Total 2012	270,163	16,944	15,759	1,791	55,394	67	270	1,465	360,388	

MARKET CAPITALISATION BY MARKET IN EUR 000

Date	Equity Market					TOTAL (equity)	MoM Index
	Prime Market	Standard Market	Entry Market	Fund Market	Bond Market		
December 31, 2011	3,696,052	578,188	598,573	20,020	14,459,251	4,872,813	99
January 31, 2012	3,723,474	531,031	575,475	20,182	13,337,386	4,829,980	99
February 29, 2012	3,611,885	508,099	557,917	20,040	13,444,139	4,677,901	97
March 31, 2012	3,802,346	510,446	608,926	20,393	13,463,452	4,921,719	105
April 30, 2012	3,766,754	442,135	601,245	19,750	13,446,214	4,810,135	98
May 31, 2012	3,384,985	368,646	593,354	19,355	13,399,563	4,346,986	90
June 30, 2012	3,297,868	338,183	575,264	18,420	13,345,076	4,211,315	97
July 31, 2012	3,246,555	305,748	586,691	18,407	12,899,713	4,138,993	98
August 31, 2012	3,214,168	300,454	597,450	18,041	12,700,383	4,112,072	99
September 30, 2012	3,760,666	312,977	553,032	17,817	12,778,542	4,626,676	113
October 31, 2012	3,742,939	320,598	583,039	17,709	12,856,103	4,646,575	100
November 30, 2012	3,692,228	306,338	558,673	16,942	12,767,870	4,557,239	98
December 31, 2012	3,991,719	317,841	601,607	16,848	12,735,678	4,911,166	108

NEWS AND EVENTS

- In December 2012, there was a decrease in average consumer prices MoM by 0.3 per cent, while price growth for the entire year has been 2.7 per cent.
- On 31st December 2012, the ECB euro foreign exchange reference rate against the dollar was 1 EUR = USD 1.3194. In the past month, the euro rose by 1.6 per cent against the dollar, while it appreciated by 2.0 per cent against the dollar during the past 12-month period.

MEMBERS LIST

Member	Tel. No.	Member	Tel. No.
Abanka Vipava, d. d., Ljubljana	+386 1 471 81 88	KBC Securities NV, Brussels *	+32 2 429 13 04
ALTA Invest, d. d., Ljubljana	+386 1 320 03 90	Moja delnica BPH, d. d., Ljubljana	+386 1 433 11 55
Argonos BPH, d.o.o., Ljubljana	+386 1 470 48 05	Nova Kreditna banka Maribor, d.d., Maribor	+386 2 229 27 38
BKS BANK AG, Bančna podružnica, Ljubljana	+386 1 589 09 26	Nova Ljubljanska banka, d. d., Ljubljana	+386 1 476 52 07
Deželna banka Slovenije, d. d., Ljubljana	+386 1 472 72 68	Perspektiva, borzno posredniška družba, d. d., Ljubljana	+386 1 568 82 25
Brokerjet AG, Dunaj *	+386 1 583 22 95	Probanka, d. d., Maribor	+386 2 252 05 58
Erste Group Bank AG, Vienna *	+43 50 100 83118	Raiffeisen Banka, d. d., Maribor	+386 2 229 31 19
Factor banka, d. d., Ljubljana	+386 1 230 66 14	Raiffeisen Centrobank AG, Vienna *	+43 51520 5457
GBD Gorenjska borzno posredniška družba, d. d., Kranj	+386 4 280 10 18	SKB banka, d. d., Ljubljana	+386 1 471 50 82
Gorenjska banka, d. d., Kranj	+386 4 208 43 28	UniCredit Banka, d. d., Ljubljana	+386 1 587 64 30
Hypo Alpe-Adria-Bank, d. d., Ljubljana	+386 1 580 42 76	WOOD & Company Financial Services, a.s.*	+420 222 096 287
Ilirika borzno posredniška hiša, d. d., Ljubljana	+386 1 300 22 60		

* Remote member of LJSE