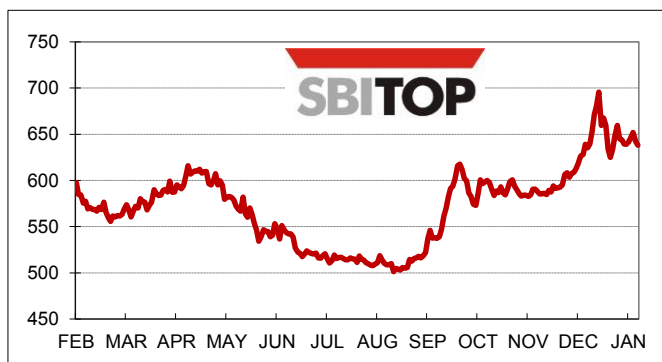


# Monthly report - January 2013

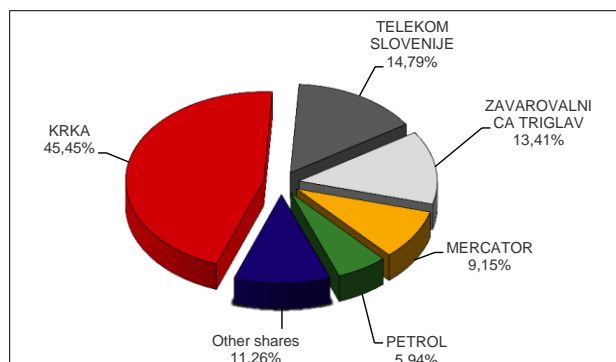


LJUBLJANA STOCK EXCHANGE

Slovene blue-chip index (SBITOP) performance



Shares by turnover



## PRIME MARKET

	Price in EUR (31 Jan 2013)	Monthly change	Turnover in EUR 000	Number of trades	Market capitalisation in EUR 000 (31 Jan 2013)
GORENJE	4.061	7.15% ▲	936	362	64,598
INTEREUROPA	0.711	29.27% ▲	62	144	11,967
KRKA	53.68	7.36% ▲	14,321	2,069	1,901,674
LUKA KOPER	8.300	4.40% ▲	598	347	116,200
MERCATOR	127.90	12.19% ▲	2,885	397	481,590
NOVA KBM	1.181	-9.15% ▼	306	399	46,204
PETROL	222.80	-5.75% ▼	1,872	500	464,828
POZAVAROVALNICA SAVA	8.000	12.36% ▲	279	124	74,900
TELEKOM SLOVENIJE	85.05	-10.99% ▼	4,660	727	555,842
ZAVAROVALNICA TRIGLAV	16.070	-2.61% ▼	4,226	621	365,354
<b>Total</b>			<b>30,145</b>	<b>5,690</b>	<b>4,083,157</b>

## TRADING SUMMARY

	Turnover in EUR 000	Number of trades	Market capitalisation in EUR 000 (31 Jan 2013)	Number of issues (31 Jan 2013)
EQUITY MARKET	31,513	6,527	4,973,803	63
FUND MARKET	46	54	17,194	1
BONDS	5,257	122	12,558,612	60
TREASURY BILLS			-	9
COMMERCIAL PAPERS	3,399	2	-	3
<b>Total</b>	<b>40,214</b>	<b>6,705</b>	<b>17,549,610</b>	<b>124</b>

## TURNOVER BY MEMBERS

Member	Turnover in EUR 000	Share
ALTA INVEST	20,534	25.53%
PERSPEKTIVA BPD	10,772	13.39%
NOVA KBM	5,722	7.11%
ABANKA VIPA	5,116	6.36%
ILIRIKA	4,379	5.45%
OTHERS	33,906	42.16%
<b>Total (22)</b>	<b>80,429</b>	<b>100.00%</b>



More info at [www.ljse.si](http://www.ljse.si)



cee stock exchange group

## PRIME AND STANDARD MARKET SHARES - TOP GAINERS / DECLINERS

Issuer	Trading code	Price in EUR (31 Jan 2013)	Monthly change	Change since 31 Dec 2011	Change since 31 Jan 2012	Market
<b>Gainers</b>						
KOMPAS MTS	MTSG	6.70	42.55% ▲	11.67% ▲	11.67% ▲	Standard market
INTEREUROPA	IEKG	0.711	29.27% ▲	65.35% ▲	-11.13% ▼	Prime market
POZAVAROVALNICA SAVA	POSR	8.000	12.36% ▲	37.69% ▲	59.90% ▲	Prime market
MERCATOR	MELR	127.900	12.19% ▲	-12.99% ▼	-12.22% ▼	Prime market
SAVA	SAVA	3.810	12.06% ▲	-68.25% ▼	-67.16% ▼	Standard market
<b>Decliners</b>						
ISTRABENZ	ITBG	0.312	-37.60% ▼	-89.90% ▼	-85.88% ▼	Standard market
MLINOTEST	MAJG	2.400	-11.11% ▼	-4.00% ▼	-11.11% ▼	Standard market
PROBANKA	PRBP	3.200	-11.09% ▼	-67.67% ▼	-67.68% ▼	Standard market
TELEKOM SLOVENIJE	TLSG	85.05	-10.99% ▼	35.04% ▲	18.13% ▲	Prime market
NOVA KBM	KBMR	1.18	-9.15% ▼	-62.63% ▼	-62.33% ▼	Prime market

## MOST TRADED SECURITIES

	Trading code	Price in EUR (31 Jan 2013)	Turnover in EUR 000	Number of trades	Market capitalisation in EUR 000 (31 Jan 2013)	Market
<b>Shares</b>						
KRKA	KRKG	53.680	14,321	2,069	1,901,674	Prime market
TELEKOM SLOVENIJE	TLSG	85.050	4,660	727	555,842	Prime market
ZAVAROVALNICA TRIGLAV	ZVTG	16.070	4,226	621	365,354	Prime market
<b>Funds</b>						
INFOND PBGS, MEŠANI SKLAD	PBGS	0.647	46	54	17,194	Fund market
<b>Bonds</b>						
SLOVENSKA ODŠKODNINSKA DRUŽBA 2 <sup>nd</sup> ISSUE	SOS2E	103.000	2,018	69	400,551	Bond market
PETROL 1 <sup>st</sup> ISSUE	PET1	104.000	1,051	4	52,000	Bond market
REPUBLIKA SLOVENIJA 62 <sup>nd</sup> ISSUE	RS62	93.000	766	1	363,202	Bond market

## PRIME AND STANDARD MARKET RATIOS

	Trading code	Price-to-earnings ratio (P/E)	Dividend yield	Price-to-book ratio (P/B)	Turnover ratio	Beta
<b>Prime market</b>						
GORENJE	GRVG	7.15	3.69%	0.16	0.09	0.62
INTEREUROPA	IEKG			0.04	0.03	0.90
KRKA	KRKG	11.07	2.79%	1.64	0.09	0.75
LUKA KOPER	LKPG	262.09		0.48	0.03	0.80
MERCATOR	MELR	20.21	4.69%	0.61	0.09	1.11
NOVA KBM	KBMR			0.12	0.07	1.28
PETROL	PETG	8.92	3.70%	1.13	0.07	1.14
POZAVAROVALNICA SAVA	POSR	11.49		0.51	0.05	0.45
TELEKOM SLOVENIJE	TLSG	16.27	8.23%	0.68	0.05	0.97
ZAVAROVALNICA TRIGLAV	ZVTG	7.76	4.36%	0.79	0.08	1.06
<b>Prime market ratios</b>		<b>16.59</b>	<b>3.84%</b>	<b>0.83</b>	<b>0.09</b>	
<b>Standard market</b>						
ABANKA VIPA	ABKN			0.11	0.001	0.01
AERODROM LJUBLJANA	AELG	9.62	4.81%	0.41	0.06	0.75
DELO PRODAJA	DPRG	6.89	0.85%	0.43	0.00004	-0.02
ISKRA AVTOELEKTRIKA	IALG	5.21	1.67%	0.70	0.18	-0.04
ISTRABENZ	ITBG	0.07			0.007	0.59
KOMPAS MTS	MTSG	2.45	4.93%	0.08	0.0002	0.19
MLINOTEST	MAJG	16.68		0.29	0.001	-0.05
NIKA	NIKN			2.08	0.001	-0.03
PIVOVARNA LAŠKO	PILR			0.55	0.01	0.84
SALUS	SALR	5.99	17.65%	0.39	0.05	-0.09
SAVA	SAVA			0.05	0.07	0.87
TERME ČATEŽ	TCRG	33.63	1.73%	0.89	0.003	-0.001
UNIOR	UKIG			0.09	0.008	-0.60
ŽITO	ZTOG	13.47	5.52%	0.30	0.04	-0.09
<b>Standard market ratios</b>			<b>2.56%</b>	<b>0.28</b>	<b>0.03</b>	

Calculated on the basis of audited consolidated financial statements for 2011.

Market averages are calculated by market capitalisation weighting (illiquid companies excluded).

P / E = price / earnings per share

Dividend yield = last confirmed dividend / price

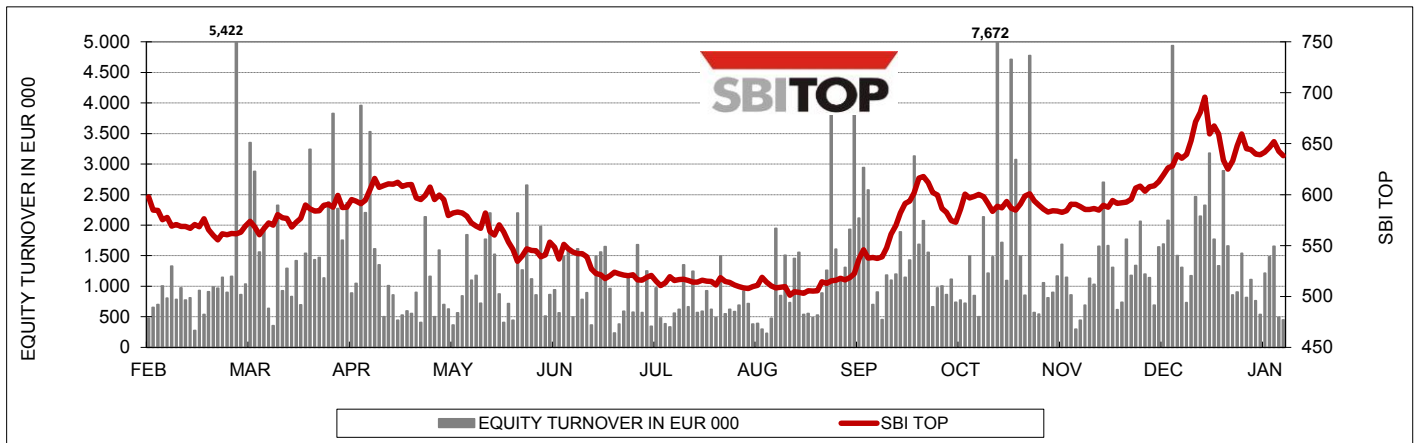
P / B = price / book value of share (own shares excluded)

Ratios for Aerodrom Ljubljana are based on all issued shares (ordinary and preferred)

Turnover ratio = yearly turnover / average market capitalisation (current month, before 6 and before 12 months).

The systematic risk indicator "Beta" is calculated using 12-month daily data and with correlation to SBITOP.

## SLOVENE BLUE-CHIP INDEX - SBI TOP



**Value on 31 Jan 2013** **638.25**

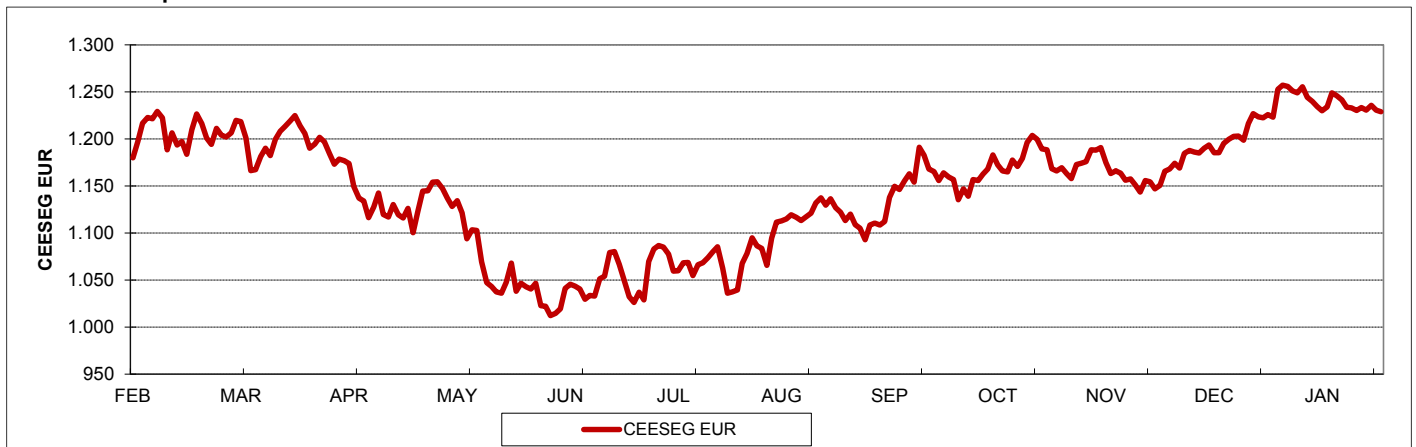
Change in January 2013 2.74  
 Max. value in January 2013 (8 Jan 2013) 695.64  
 Min. value in January 2013 (15 Jan 2013) 624.84

Monthly change 0.43% ▲  
 Change from 31 Dec 2011 8.26% ▲  
 Change from 31 Jan 2012 6.86% ▲

### SBITOP constituents:

		Weight as of 31 Jan 2013	Price in EUR (31 Jan 2013)
KRKA	KRKG	31.23%	53.680
PETROL	PETG	22.45%	222.80
MERCATOR	MELR	16.62%	127.90
TELEKOM SLOVENIJE	TLSG	15.34%	85.05
ZAVAROVALNICA TRIGLAV	ZVTG	10.08%	16.070
GORENJE	GRVG	2.67%	4.061
NOVA KBM	KBMR	1.59%	1.181

## CEESEG Composite Index in EUR - CEESEG EUR



CEESEG is a trademark of WBAG.

**Value on 31 Jan 2013** **1,229.05**

Change in January 2013 5.71  
 Max. value in January 2013 (3 Jan 2013) 1,257.29  
 Min. value in January 2013 (31 Jan 2013) 1,229.05

Monthly change 0.47% ▲  
 Change from 31 Dec 2011 16.95% ▲  
 Change from 31 Jan 2012 6.77% ▲

### CEESEG EUR constituents: 49 shares, represent first 15:

	Weight as of 31 Jan 2013	Price in EUR (31 Jan 2013)
ERSTE GROUP BANK AG	10.16%	24.785
CEZ	8.76%	23.814
OMV AG	8.49%	30.360
ANDRITZ AG	6.90%	48.495
VOESTALPINE AG	6.36%	26.970
MOL	5.66%	63.42
IMMOFINANZ AG	5.44%	3.228
OTP BANK	5.30%	15.826
VIENNA INSURANCE GROUP AG	4.26%	38.985
KOMERCNI BANKA	3.86%	148.54
RAIFFEISEN BANK INTERNATIONAL AG	3.31%	33.055
TELEFONICA O2 CR	2.80%	12.714
TELEKOM AUSTRIA AG	2.48%	5.453
KRKA	2.28%	53.68
RICHTER GEDEON	2.02%	126.96

## MONTHLY TURNOVER BY MARKET IN EUR 000

Year 2012	Equity Market					Treasury bills	Commercial papers	Average daily turnover	TOTAL	MoM Index
	Prime Market	Standard Market	Entry Market	Fund Market	Bond Market					
January	15,981	2,875	3,696	159	3,616	9		1,254	26,337	104
February	18,809	2,274	479	192	3,619			1,269	25,374	96
March	26,429	2,628	1,658	171	6,551	9		1,702	37,447	148
April	23,155	651	703	206	4,854		26	1,644	29,594	79
May	21,689	741	1,037	293	3,524		202	1,309	27,486	93
June	22,745	217	705	108	7,163		4	1,547	30,942	113
July	14,369	843	903	68	4,921		4	959	21,108	68
August	15,836	251	1,401	76	4,630			1,009	22,194	105
September	31,650	599	873	135	8,629	49		2,097	41,934	189
October	32,423	344	2,120	119	2,040		34	1,686	37,082	88
November	25,687	4,633	1,287	176	2,239			1,620	34,023	92
December	21,390	887	898	86	3,606			1,580	26,867	79
<b>Total 2012</b>	<b>270,163</b>	<b>16,944</b>	<b>15,759</b>	<b>1,791</b>	<b>55,394</b>	<b>67</b>	<b>270</b>	<b>1,465</b>	<b>360,388</b>	
<b>Year 2013</b>										
January	30,145	570	798	46	5,257		3,399	1,828	40,214	150
<b>Total 2013</b>	<b>30,145</b>	<b>570</b>	<b>798</b>	<b>46</b>	<b>5,257</b>		<b>3,399</b>	<b>1,828</b>	<b>40,214</b>	

## MARKET CAPITALISATION BY MARKET IN EUR 000

Date	Prime Market	Equity Market Standard Market	Entry Market	Fund Market	Bond Market	TOTAL (equity)	MoM Index
January 31, 2012	3,723,474	531,031	575,475	20,182	13,337,386	4,829,980	99
February 29, 2012	3,611,885	508,099	557,917	20,040	13,444,139	4,677,901	97
March 31, 2012	3,802,346	510,446	608,926	20,393	13,463,452	4,921,719	105
April 30, 2012	3,766,754	442,135	601,245	19,750	13,446,214	4,810,135	98
May 31, 2012	3,384,985	368,646	593,354	19,355	13,399,563	4,346,986	90
June 30, 2012	3,297,868	338,183	575,264	18,420	13,345,076	4,211,315	97
July 31, 2012	3,246,555	305,748	586,691	18,407	12,899,713	4,138,993	98
August 31, 2012	3,214,168	300,454	597,450	18,041	12,700,383	4,112,072	99
September 30, 2012	3,760,666	312,977	553,032	17,817	12,778,542	4,626,676	113
October 31, 2012	3,742,939	320,598	583,039	17,709	12,856,103	4,646,575	100
November 30, 2012	3,692,228	306,338	558,673	16,942	12,767,870	4,557,239	98
December 31, 2012	3,991,719	317,841	601,607	16,848	12,735,678	4,911,166	108
January 31, 2013	4,083,157	322,877	567,769	17,194	12,558,612	4,973,803	101

## NEWS AND EVENTS

- On 31<sup>st</sup> January 2013, the ECB euro foreign exchange reference rate against the dollar was 1 EUR = USD 1.3550. In the past month, the euro fell by 2.7 per cent against the dollar, while it appreciated by 2.8 per cent against the dollar during the past 12-month period.

## MEMBERS LIST

Member	Tel. No.	Member	Tel. No.
Abanka Vipava, d. d., Ljubljana	+386 1 471 81 88	KBC Securities NV, Brussels *	+32 2 429 13 04
ALTA Invest, d. d., Ljubljana	+386 1 320 03 90	Moja delnica BPH, d. d., Ljubljana	+386 1 433 11 55
Argonos BPH, d.o.o., Ljubljana	+386 1 470 48 05	Nova Kreditna banka Maribor, d.d., Maribor	+386 2 229 27 38
BKS BANK AG, Bančna podružnica, Ljubljana	+386 1 589 09 26	Nova Ljubljanska banka, d. d., Ljubljana	+386 1 476 52 07
Deželna banka Slovenije, d. d., Ljubljana	+386 1 472 72 68	Perspektiva, borzno posredniška družba, d. d., Ljubljana	+386 1 568 82 25
Erste Group Bank AG, Vienna *	+43 50 100 83118	Probanka, d. d., Maribor	+386 2 252 05 58
Factor banka, d. d., Ljubljana	+386 1 230 66 14	Raiffeisen Banka, d. d., Maribor	+386 2 229 31 19
GBD Gorenjska borzno posredniška družba, d. d., Kranj	+386 4 280 10 18	Raiffeisen Centrobank AG, Vienna *	+43 51520 5457
Gorenjska banka, d. d., Kranj	+386 4 208 43 28	SKB banka, d. d., Ljubljana	+386 1 471 50 82
Hypo Alpe-Adria-Bank, d. d., Ljubljana	+386 1 580 42 76	UniCredit Banka, d. d., Ljubljana	+386 1 587 64 30
Ilirika borzno posredniška hiša, d. d., Ljubljana	+386 1 300 22 60	WOOD & Company Financial Services, a.s.*	+420 222 096 287

\* Remote member of LJSE