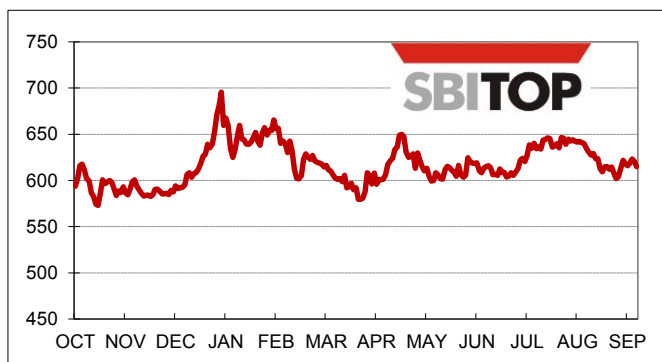


# Monthly report - September 2013

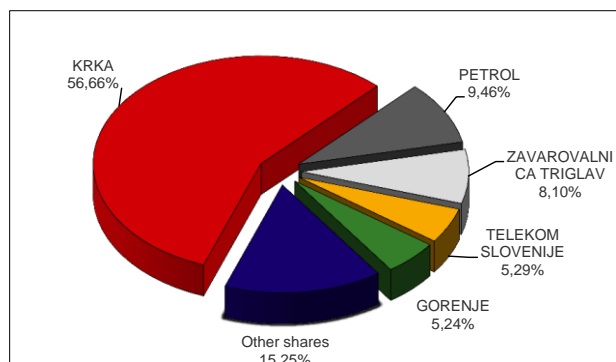


LJUBLJANA STOCK EXCHANGE

Slovene blue-chip index (SBITOP) performance



Shares by turnover



## PRIME MARKET

	Price in EUR (30 Sep 2013)	Monthly change	Turnover in EUR 000	Number of trades	Market capitalisation in EUR 000 (30 Sep 2013)
GORENJE	4.051	-6.87% ▼	1,132	178	64,439
INTEREUROPA	0.360	-10.00% ▼	50	68	6,059
KRKA	54.95	5.27% ▲	12,235	1,394	1,946,665
LUKA KOPER	9.500	-4.90% ▼	438	119	133,000
MERCATOR	85.11	-15.73% ▼	659	256	320,470
NOVA KBM	0.379	-6.65% ▼	63	153	122,456
PETROL	205.85	-3.42% ▼	2,043	223	429,465
POZAVAROVALNICA SAVA	8.289	-6.44% ▼	302	90	142,734
TELEKOM SLOVENIJE	107.00	-3.60% ▼	1,142	236	699,296
ZAVAROVALNICA TRIGLAV	18.200	-2.93% ▼	1,749	200	413,780
<b>Total</b>			<b>19,813</b>	<b>2,917</b>	<b>4,278,364</b>

## TRADING SUMMARY

	Turnover in EUR 000	Number of trades	Market capitalisation in EUR 000 (30 Sep 2013)	Number of issues (30 Sep 2013)
EQUITY MARKET	21,595	3,557	4,958,796	60
BONDS	11,669	212	12,184,460	56
FUND MARKET	154	107	15,172	1
TREASURY BILLS	0	0	-	10
COMMERCIAL PAPERS	0	0	-	3
<b>Total</b>	<b>33,418</b>	<b>3,876</b>	<b>17,158,428</b>	<b>117</b>

## TURNOVER BY MEMBERS

Member	Turnover in EUR 000	Share
ILIRIKA	12,468	18.65%
PERSPEKTIVA BPD	12,408	18.57%
ALTA INVEST	9,723	14.55%
WOOD & COMPANY FINANCIAL SERVICES	6,078	9.09%
NOVA KBM	4,376	6.55%
OTHERS	21,783	32.59%
<b>Total (21)</b>	<b>66,836</b>	<b>100.00%</b>



More info at [www.ljse.si](http://www.ljse.si)



cee stock exchange group

## PRIME AND STANDARD MARKET SHARES - TOP GAINERS / DECLINERS

Issuer	Trading code	Price in EUR (30 Sep 2013)	Monthly change	Change since 31 Dec 2012	Change since 30 Sep 2012	Market
<b>Gainers</b>						
MLINOTEST	MAJG	3.000	38.89% ▲	11.11% ▲	11.11% ▲	Standard market
ISTRABENZ	ITBG	0.212	5.47% ▲	-57.60% ▼	-44.21% ▼	Standard market
KRKA	KRKG	54.95	5.27% ▲	9.90% ▲	10.34% ▲	Prime market
LETRIKA	IALG	19.390	4.81% ▲	10.80% ▲	55.74% ▲	Standard market
AERODROM LJUBLJANA	AELG	22.770	3.50% ▲	89.75% ▲	85.12% ▲	Standard market
<b>Decliners</b>						
SAVA	SAVA	1.100	-45.00% ▼	-67.65% ▼	-77.18% ▼	Standard market
MERCATOR	MELR	85.11	-15.73% ▼	-25.34% ▼	-23.94% ▼	Prime market
PIVOVARNA LAŠKO	PILR	5.000	-14.07% ▼	-28.47% ▼	-28.57% ▼	Standard market
INTEREUROPA	IEKG	0.360	-10.00% ▼	-34.55% ▼	-40.00% ▼	Prime market
KOMPAS MTS	MTSG	7.500	-9.20% ▼	59.57% ▲	59.24% ▲	Standard market

## MOST TRADED SECURITIES

	Trading code	Price in EUR (30 Sep 2013)	Turnover in EUR 000	Number of trades	Market capitalisation in EUR 000 (30 Sep 2013)	Market
<b>Shares</b>						
KRKA	KRKG	54.950	12,235	1,394	1,946,665	Prime market
PETROL	PETG	205.850	2,043	223	429,465	Prime market
ZAVAROVALNICA TRIGLAV	ZVTG	18.20	1,749	200	413,780	Prime market
<b>Funds</b>						
INFOND PBGS, MEŠANI SKLAD	PBGS	0.633	154	107	15,172	Fund market
<b>Bonds</b>						
REPUBLIKA SLOVENIJA 59 <sup>th</sup> ISSUE	RS59	98.000	2,347	3	1,098,899	Bond market
REPUBLIKA SLOVENIJA 38 <sup>th</sup> ISSUE	RS38	100.800	2,093	4	69,398	Bond market
SLOVENSKA ODŠKODNINSKA DRUŽBA 2 <sup>nd</sup> ISSUE	SOS2E	100.100	2,046	67	342,891	Bond market

## PRIME AND STANDARD MARKET RATIOS

	Trading code	Price-to-earnings ratio (P/E)	Dividend yield	Price-to-book ratio (P/B)	Turnover ratio	Beta
<b>Prime market</b>						
GORENJE	GRVG	1,229.76		0.17	0.11	0.58
INTEREUROPA	IEKG			0.02	0.14	0.13
KRKA	KRKG	11.43	2.93%	1.54	0.07	0.68
LUKA KOPER	LKPG	12.69	1.79%	0.53	0.05	0.66
MERCATOR	MELR			0.48	0.09	0.93
NOVA KBM	KBMR			0.25	0.07	0.57
PETROL	PETG	7.96	4.86%	0.99	0.06	1.20
POZAVAROVALNICA SAVA	POSR	5.88		0.46	0.11	0.44
TELEKOM SLOVENIJE	TLSG	15.93	7.76%	0.86	0.06	1.23
ZAVAROVALNICA TRIGLAV	ZVTG	5.70	10.99%	0.73	0.11	1.32
<b>Prime market ratios</b>		<b>151.99</b>	<b>4.21%</b>	<b>0.88</b>	<b>0.13</b>	
<b>Standard market</b>						
ABANKA VIPA	ABKN			0.07	0.002	0.52
AERODROM LJUBLJANA	AELG	16.65	2.77%	0.69	0.07	0.51
DELO PRODAJA	DPRG	9.51	1.21%	0.24	0.00005	-0.05
ISKRA AVTOELEKTRIKA	IALG	19.63	3.20%	0.73	0.18	0.09
ISTRABENZ	ITBG				0.006	0.85
KOMPAS MTS	MTSG	0.94	6.67%	0.08	0.0007	0.15
MLINOTEST	MAJG			0.30	0.002	0.04
NIKA	NIKN			2.23	0.003	0.00
PIVOVARNA LAŠKO	PILR			0.51	0.04	0.25
SALUS	SALR	9.78	13.95%	0.49	0.09	0.00
SAVA	SAVA			0.04	0.03	1.32
TERME ČATEŽ	TCRG	33.39		0.25	0.006	-0.087
UNIOR	UKIG			0.04	0.019	-0.24
ŽITO	ZTOG	48.74	5.54%	0.28	0.05	0.00
<b>Standard market ratios</b>			<b>3.01%</b>	<b>0.24</b>	<b>0.06</b>	

Calculated on the basis of audited consolidated financial statements for 2012.

Market averages are calculated by market capitalisation weighting (illiquid companies excluded).

P / E = price / earnings per share

Dividend yield = last confirmed dividend / price

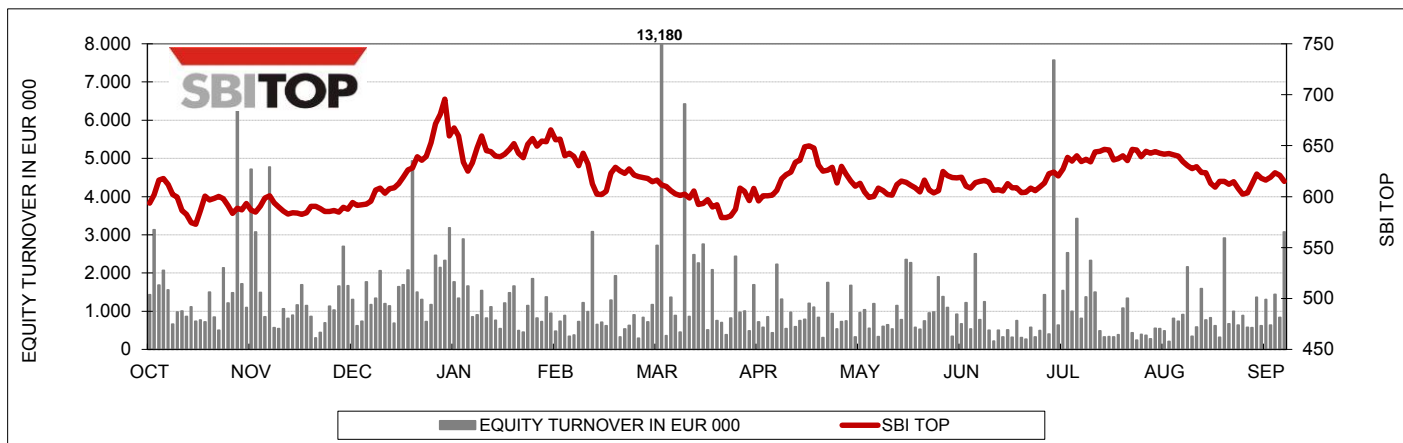
P / B = price / book value of share (own shares excluded)

Ratios for Aerodrom Ljubljana are based on all issued shares (ordinary and preferred)

Turnover ratio = yearly turnover / average market capitalisation (current month, before 6 and before 12 months).

The systematic risk indicator "Beta" is calculated using 12-month daily data and with correlation to SBITOP.

## SLOVENE BLUE-CHIP INDEX - SBI TOP



Value on 30 Sep 2013

**614.85**

Change in September 2013	-15.61
Max. value in September 2013 (3 Sep 2013)	629.25
Min. value in September 2013 (17 Sep 2013)	602.23

Monthly change	-2.48% ▼
Change from 31 Dec 2012	-3.25% ▼
Change from 30 Sep 2012	4.00% ▲

SBITOP constituents:

		Weight as of 30 Sep 2013	Price in EUR (30 Sep 2013)
KRKA	KRKG	31.64%	54.95
PETROL	PETG	19.94%	205.85
TELEKOM SLOVENIJE	TLSG	18.56%	107.00
ZAVAROVANICA TRIGLAV	ZVTG	10.98%	18.200
MERCATOR	MELR	10.63%	85.11
POZAVAROVANICA SAVA	POSR	5.68%	8.289
GORENJE	GRVG	2.57%	4.051

## CEESEG Composite Index in EUR - CEESEG EUR



CEESEG is a trademark of WBAG.

Value on 30 Sep 2013

**1,218.24**

Change in September 2013	50.28
Max. value in September 2013 (27 Sep 2013)	1,225.24
Min. value in September 2013 (3 Sep 2013)	1,174.20

Monthly change	4.30% ▲
Change from 31 Dec 2012	-0.42% ▼
Change from 30 Sep 2012	6.93% ▲

CEESEG EUR constituents: 51 shares,  
represent first 15:

		Weight as of 30 Sep 2013	Price in EUR (30 Sep 2013)
OMV AG		10.09%	36.500
ERSTE GROUP BANK AG		9.69%	23.360
VOESTALPINE AG		8.40%	35.345
CEZ		7.08%	19.079
ANDRITZ AG		6.23%	43.455
IMMOFINANZ AG		5.65%	3.227
OTP BANK		4.94%	14.624
MOL		4.82%	53.47
KOMERCNI BANKA		4.30%	164.25
VIENNA INSURANCE GROUP AG		4.19%	37.950
TELEKOM AUSTRIA AG		2.84%	6.198
WIENERBERGER AG		2.63%	12.980
RAIFFEISEN BANK INTERNATIONAL AG		2.45%	24.190
KRKA		2.35%	54.95
RICHTER GEDEON		2.07%	12.859

## MONTHLY TURNOVER BY MARKET IN EUR 000

Year 2012	Equity Market					Treasury bills	Commercial papers	Average daily turnover	TOTAL	MoM Index
	Prime Market	Standard Market	Entry Market	Fund Market	Bond Market					
September	31,650	599	873	135	8,629	49		2,097	41,934	189
October	32,423	344	2,120	119	2,040		34	1,686	37,082	88
November	25,687	4,633	1,287	176	2,239			1,620	34,023	92
December	21,390	887	898	86	3,606			1,580	26,867	79
<b>Total 2012</b>	<b>270,163</b>	<b>16,944</b>	<b>15,759</b>	<b>1,791</b>	<b>55,394</b>	<b>67</b>	<b>270</b>	<b>1,465</b>	<b>360,388</b>	
Year 2013	Equity Market					Treasury bills	Commercial papers	Average daily turnover	TOTAL	MoM Index
Year 2013	Prime Market	Standard Market	Entry Market	Fund Market	Bond Market					
January	30,145	570	798	46	5,257		3,399	1,828	40,214	150
February	17,490	751	730	159	3,926			1,213	23,056	57
March	40,223	582	300	193	5,466	4		2,338	46,769	203
April	19,975	519	346	255	8,189			1,394	29,284	63
May	16,644	620	681	154	2,825		101	956	21,025	72
June	18,827	557	2,411	91	4,952		103	1,418	26,941	128
July	26,716	1,088	361	33	9,414		11	1,636	37,623	140
August	12,253	876	748	82	8,380		282	1,077	22,622	60
September	19,813	1,105	676	154	11,669			1,591	33,418	148
<b>Total 2013</b>	<b>202,086</b>	<b>6,667</b>	<b>7,052</b>	<b>1,169</b>	<b>60,077</b>	<b>4</b>	<b>3,896</b>	<b>1,494</b>	<b>280,950</b>	

## MARKET CAPITALISATION BY MARKET IN EUR 000

Date	Prime Market	Equity Market Standard Market	Entry Market	Fund Market	Bond Market	TOTAL (equity)	MoM Index
September 30, 2012	3,760,666	312,977	553,032	17,817	12,778,542	4,626,676	113
October 31, 2012	3,742,939	320,598	583,039	17,709	12,856,103	4,646,575	100
November 30, 2012	3,692,228	306,338	558,673	16,942	12,767,870	4,557,239	98
December 31, 2012	3,991,719	317,841	601,607	16,848	12,735,678	4,911,166	108
January 31, 2013	4,083,157	322,877	567,769	17,194	12,558,612	4,973,803	101
February 28, 2013	3,986,685	289,673	515,570	17,060	12,523,064	4,791,928	96
March 31, 2013	3,742,902	259,175	488,606	16,869	12,458,269	4,490,683	94
April 30, 2013	4,087,174	242,887	453,554	16,463	12,376,584	4,783,616	107
May 31, 2013	4,057,091	237,505	492,639	16,353	12,324,861	4,787,235	100
June 30, 2013	4,063,907	235,002	505,579	15,776	12,254,804	4,804,488	100
July 31, 2013	4,373,325	234,145	470,767	15,970	12,218,254	5,078,236	106
August 31, 2013	4,325,496	249,258	469,275	15,675	12,207,049	5,044,029	99
September 30, 2013	4,278,364	242,522	437,910	15,172	12,184,460	4,958,796	98

## NEWS AND EVENTS

- In September 2013, there was an increase in average consumer prices MoM by 0.3 per cent, while price growth for the entire year has been 1.4 per cent.
- On 30<sup>th</sup> September 2013, the ECB euro foreign exchange reference rate against the dollar was 1 EUR = USD 1.3505. In the past month, the euro rose by 2.0 per cent against the dollar, while it appreciated by 4.4 per cent against the dollar during the past 12-month period.

## MEMBERS LIST

Member	Tel. No.	Member	Tel. No.
Abanka Vipava, d. d., Ljubljana	+386 1 471 81 88	Moja delnica BPH, d. d., Ljubljana	+386 1 433 11 55
ALTA Invest, d. d., Ljubljana	+386 1 320 03 90	Nova Kreditna banka Maribor, d.d., Maribor	+386 2 229 27 38
BKS BANK AG, Bančna podružnica, Ljubljana	+386 1 589 09 26	Nova Ljubljanska banka, d. d., Ljubljana	+386 1 476 52 07
Deželna banka Slovenije, d. d., Ljubljana	+386 1 472 72 68	Perspektiva, borzno posrednika družba, d. d., Ljubljana	+386 1 568 82 25
Erste Group Bank AG, Vienna *	+43 50 100 83118	Probanka, d. d., Maribor	+386 2 252 05 58
Factor banka, d. d., Ljubljana	+386 1 230 66 14	Raiffeisen Banka, d. d., Maribor	+386 2 229 31 19
GBD Gorenjska borzno posredniška družba, d. d., Kranj	+386 4 280 10 18	Raiffeisen Centrobank AG, Vienna *	+43 51520 5457
Gorenjska banka, d. d., Kranj	+386 4 208 43 28	SKB banka, d. d., Ljubljana	+386 1 471 50 82
Hypo Alpe-Adria-Bank, d. d., Ljubljana	+386 1 580 42 76	UniCredit Banka, d. d., Ljubljana	+386 1 587 64 30
Ilirika borzno posredniška hiša, d. d., Ljubljana	+386 1 300 22 60	WOOD & Company Financial Services, a.s., Prague *	+420 222 096 287
KBC Securities NV, Brussels *	+32 2 429 13 04		

\* Remote member of LJSE