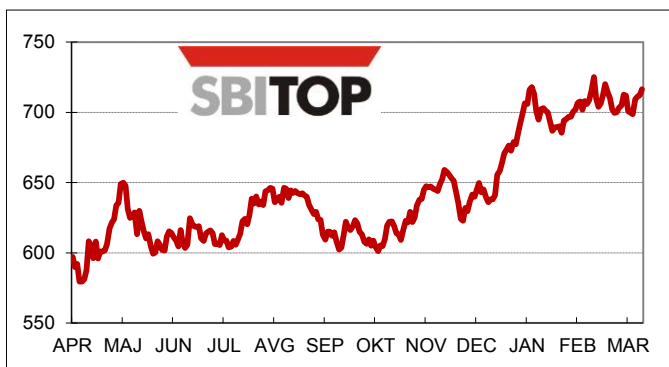


Monthly report - March 2014

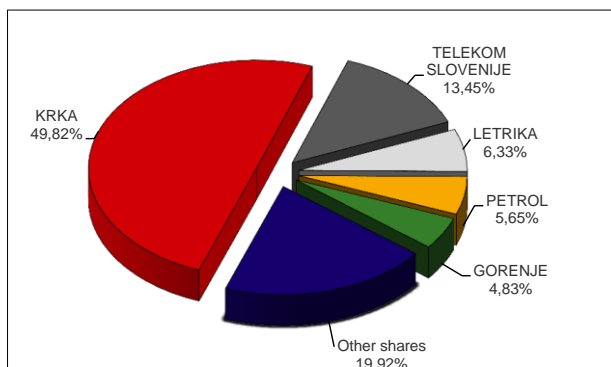


LIUBLJANA STOCK EXCHANGE

Slovene blue-chip index (SBITOP) performance



Shares by turnover



PRIME MARKET


	Price in EUR (31 Mar 2014)	Monthly change	Turnover in EUR 000	Number of trades	Market capitalisation in EUR 000 (31 Mar 2014)
GORENJE	4.320	5.80% ▲	1,511	402	95,491
INTEREUROPA	1.000	-6.54% ▼	65	100	16,831
KRKA	60.39	-2.83% ▼	15,592	1,611	2,139,383
LUKA KOPER	14.990	1.28% ▲	820	291	209,860
MERCATOR	70.00	-6.03% ▼	381	233	263,575
PETROL	275.00	0.73% ▲	1,769	351	573,733
POZAVAROVALNICA SAVA	9.910	-1.00% ▼	744	182	170,647
TELEKOM SLOVENIJE	133.00	-0.41% ▼	4,210	353	869,219
ZAVAROVALNICA TRIGLAV	22.100	-1.78% ▼	1,328	307	502,447
Total			26,420	3,830	4,841,186

TRADING SUMMARY

	Turnover in EUR 000	Number of trades	Market capitalisation in EUR 000 (31 Mar 2014)	Number of issues (31 Mar 2014)
EQUITY MARKET	31,299	5,094	5,657,478	55
BONDS	7,431	175	13,212,100	48
TREASURY BILLS	0	0	-	2
COMMERCIAL PAPERS	0	0	-	103
Total	38,730	5,269	18,869,578	103

TURNOVER BY MEMBERS

Member	Turnover in EUR 000	Share
ALTA INVEST	25,174	32.50%
PERSPEKTIVA BPD	9,402	12.14%
KBC SECURITIES	5,845	7.55%
ILIRIKA	5,660	7.31%
WOOD & COMPANY FINANCIAL SERVICES	4,660	6.02%
OTHERS	26,718	34.49%
Total (20)	77,459	100.00%



More info at <http://www.fkonferenca.si/general-information/>



cee stock exchange group

PRIME AND STANDARD MARKET SHARES - TOP GAINERS / DECLINERS

Issuer	Trading code	Price in EUR (31 Mar 2014)	Monthly change	Change since 31 Dec 2013	Change since 31 Mar 2013	Market
Gainers						
ISTRABENZ	ITBG	1.203	1103.00% ▲	1221.98% ▲	145.51% ▲	Standard market
SAVA	SAVA	1.390	54.62% ▲	504.35% ▲	-69.33% ▼	Standard market
KOMPAS MTS	MTSG	8.200	32.26% ▲	9.33% ▲	2.50% ▲	Standard market
TERME ČATEŽ	TCRG	43.000	21.43% ▲	53.68% ▲	-59.62% ▼	Standard market
SALUS	SALR	314.80	21.08% ▲	35.75% ▲	61.44% ▲	Standard market
Decliners						
MLINOTEST	MAJG	3.500	-6.91% ▼	-8.14% ▼	59.09% ▲	Standard market
INTEREUROPA	IEKG	1.000	-6.54% ▼	127.27% ▲	99.60% ▲	Prime market
MERCATOR	MELR	70.00	-6.03% ▼	-14.63% ▼	-38.11% ▼	Prime market
LETRIKA	IALG	40.300	-4.07% ▼	38.97% ▲	137.06% ▲	Standard market
KRKA	KRKG	60.39	-2.83% ▼	0.65% ▲	30.24% ▲	Prime market

MOST TRADED SECURITIES

Shares	Trading code	Price in EUR (31 Mar 2014)	Turnover in EUR 000	Number of trades	Market capitalisation in EUR 000 (31 Mar 2014)	Market
KRKA	KRKG	60.39	15,592	1,611	2,139,383	Prime market
TELEKOM SLOVENIJE	TLSG	133.000	4,210	353	869,219	Prime market
LETRIKA	IALG	40.30	1,982	301	64,815	Standard market
Bonds						
FACTOR BANKA 11 th ISSUE	FB11	90.00	2,155	5	10,617	Bond market
ZAVAROVALNICA TRIGLAV 2 nd ISSUE	ZT02	100.31	983	28	30,093	Bond market
PETROL 2 nd ISSUE	PET2	109.60	879	5	36,168	Bond market

PRIME AND STANDARD MARKET RATIOS

	Trading code	Price-to-earnings ratio (P/E)	Dividend yield	Price-to-book ratio (P/B)	Turnover ratio	Beta
Prime market						
GORENJE	GRVG	1,311.42		0.18	0.10	0.41
INTEREUROPA	IEKG			0.05	0.13	-0.40
KRKA	KRKG	12.56	2.67%	1.69	0.07	0.71
LUKA KOPER	LKPG	20.03	1.13%	0.84	0.05	0.49
MERCATOR	MELR			0.39	0.04	1.71
PETROL	PETG	10.37	3.64%	1.22	0.05	1.08
POZAVAROVALNICA SAVA	POSR	7.03		0.55	0.11	0.43
TELEKOM SLOVENIJE	TLSG	19.81	6.24%	1.07	0.05	1.09
ZAVAROVALNICA TRIGLAV	ZVTG	6.92	9.05%	0.88	0.07	1.17
Prime market ratios		20.59	3.72%	1.03	0.06	
Standard market						
AERODROM LJUBLJANA	AELG	28.29	1.63%	1.18	0.08	0.14
DELO PRODAJA	DPRG	9.44	1.22%	0.24	0.002	-0.01
ISKRA AVTOELEKTRIKA	IALG	40.80	1.54%	1.51	0.16	0.28
ISTRABENZ	ITBG				0.003	4.74
KOMPAS MTS	MTSG	1.03	6.10%	0.09	0.001	-0.20
MLINOTEST	MAJG			0.35	0.157	-0.30
NIKA	NIKN			2.54	0.003	0.00
PIVOVARNA LAŠKO	PILR			0.61	0.05	0.41
SALUS	SALR	14.78	3.18%	0.70	0.08	0.02
SAVA	SAVA			0.27	0.02	3.02
TERME ČATEŽ	TCRG	21.12		0.16	0.005	0.073
UNIOR	UKIG			0.08	0.004	0.11
ŽITO	ZTOG	84.84	3.18%	0.48	0.18	0.25
Standard market ratios			1.48%	0.43	0.09	

Calculated on the basis of audited consolidated financial statements for 2012; Petrol, Nika, Salus in Sava for 2013.

Market averages are calculated by market capitalisation weighting (illiquid companies excluded).

P / E = price / earnings per share

Dividend yield = last confirmed dividend / price

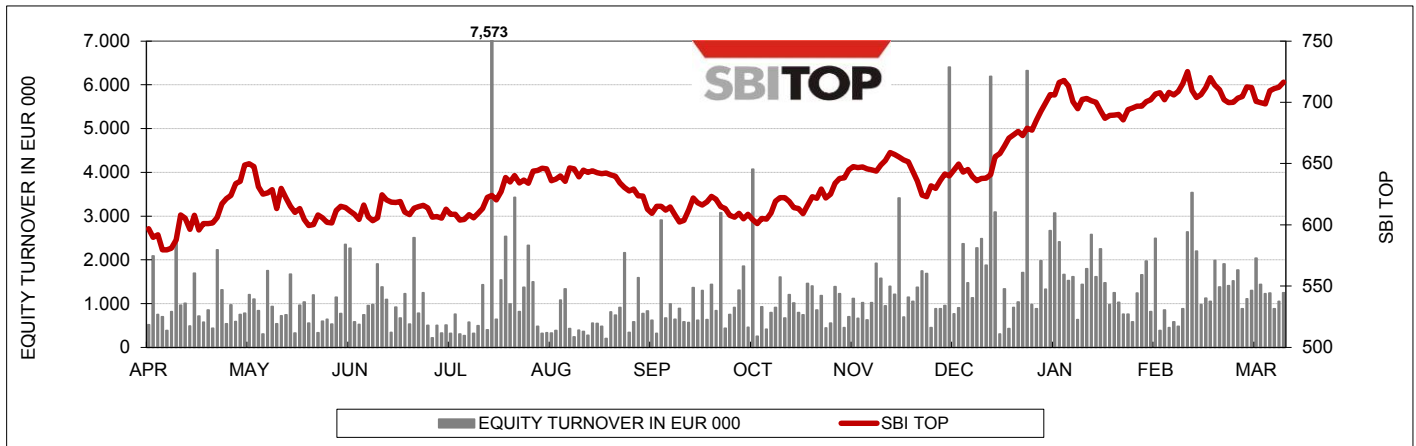
P / B = price / book value of share (own shares excluded)

Ratios for Aerodrom Ljubljana are based on all issued shares (ordinary and preferred)

Turnover ratio = yearly turnover / average market capitalisation (current month, before 6 and before 12 months).

The systematic risk indicator "Beta" is calculated using 12-month daily data and with correlation to SBITOP.

SLOVENE BLUE-CHIP INDEX - SBI TOP



Value on 31 Mar 2014 **716.49**

Change in March 2014	-8.65
Max. value in March 2014 (7 Mar 2014)	720.17
Min. value in March 2014 (25 Mar 2014)	698.79

Monthly change	-1.19% ▼
Change from 31 Dec 2013	9.28% ▲
Change from 31 Mar 2013	20.80% ▲

SBITOP constituents:

		Weight as of 31 Mar 2014	Price in EUR (31 Mar 2014)
KRKA	KRKG	29.90%	60.39
PETROL	PETG	21.67%	275.00
TELEKOM SLOVENIJE	TLSG	18.76%	133.00
ZAVAROVALNICA TRIGLAV	ZVTG	10.84%	22.100
MERCATOR	MELR	5.69%	70.00
POZAVAROVALNICA SAVA	POSR	5.52%	9.910
LUKA KOPER	LKPG	4.53%	14.990
GORENJE	GRVG	3.09%	4.320

CEESEG Composite Index in EUR - CEESEG EUR



CEESEG is a trademark of WBAG.

Value on 31 Mar 2014 **1,202.89**

Change in March 2014	-17.90
Max. value in March 2014 (6 Mar 2014)	1,212.66
Min. value in March 2014 (14 Mar 2014)	1,133.84

Monthly change	-1.47% ▼
Change from 31 Dec 2013	-0.66% ▼
Change from 31 Mar 2013	3.00% ▲

CEESEG EUR constituents: 54 shares, represent first 15:

	Weight as of 31 Mar 2014	Price in EUR (31 Mar 2014)
ERSTE GROUP BANK AG	9.87%	24.800
OMV AG	8.78%	32.935
CEZ	7.30%	20.815
VOESTALPINE AG	7.17%	31.905
ANDRITZ AG	6.08%	44.855
RAIFFEISEN BANK INTERNATIONAL AG	5.78%	24.200
IMMOFINANZ AG	5.63%	3.401
OTP BANK	4.44%	13.896
KOMERCNI BANKA	4.30%	173.52
VIENNA INSURANCE GROUP AG	3.73%	35.790
MOL	3.48%	40.823
TELEKOM AUSTRIA AG	3.13%	7.216
WIENERBERGER AG	2.66%	13.900
KRKA	2.44%	60.39
UNIQA INSURANCE GROUP AG	2.43%	9.635

MONTHLY TURNOVER BY MARKET IN EUR 000

Year 2013	Equity Market					Treasury bills	Commercial papers	Average daily turnover	TOTAL	MoM Index
	Prime Market	Standard Market	Entry Market	Fund Market	Bond Market					
March	40,223	582	300	193	5,466	4		2,338	46,769	203
April	19,975	519	346	255	8,189			1,394	29,284	63
May	16,644	620	681	154	2,825		101	956	21,025	72
June	18,827	557	2,411	91	4,952		103	1,418	26,941	128
July	26,716	1,088	361	33	9,414		11	1,636	37,623	140
August	12,253	876	748	82	8,380		282	1,077	22,622	60
September	19,813	1,105	676	154	11,669			1,591	33,418	148
October	18,121	4,240	1,696	277	7,147		546	1,456	32,026	96
November	20,066	1,690	818	192	13,754		27	1,827	36,546	114
December	34,697	1,531	726	133	5,101		50	2,347	42,238	116
Total 2013	274,969	14,128	10,291	1,771	86,079	4	4,518	1,586	391,760	
Year 2014										
January	32,494	3,854	1,889	11	8,482			2,124	46,731	111
February	20,563	2,129	848		7,485		48	1,554	31,074	66
March	26,420	3,435	1,444		7,431			1,844	38,730	125
Total 2014	79,477	9,418	4,181	11	23,398	0	48	1,850	116,534	

MARKET CAPITALISATION BY MARKET IN EUR 000

Date	Prime Market	Equity Market Standard Market	Entry Market	Fund Market	Bond Market	TOTAL (equity)	MoM Index
March 31, 2013	3,742,902	259,175	488,606	16,869	12,458,269	4,490,683	94
April 30, 2013	4,087,174	242,887	453,554	16,463	12,376,584	4,783,616	107
May 31, 2013	4,057,091	237,505	492,639	16,353	12,324,861	4,787,235	100
June 30, 2013	4,063,907	235,002	505,579	15,776	12,254,804	4,804,488	100
July 31, 2013	4,373,325	234,145	470,767	15,970	12,218,254	5,078,236	106
August 31, 2013	4,325,496	249,258	469,275	15,675	12,207,049	5,044,029	99
September 30, 2013	4,278,364	242,522	437,910	15,172	12,184,460	4,958,796	98
October 31, 2013	4,378,597	248,033	451,576	15,106	12,101,041	5,078,205	102
November 30, 2013	4,423,851	260,492	450,004	15,267	12,064,588	5,134,347	101
December 31, 2013	4,487,491	234,914	450,705	13,848	13,956,274	5,173,109	101
January 31, 2014	4,748,529	277,025	472,009		14,517,162	5,497,563	106
February 28, 2014	4,923,959	307,955	482,831		14,555,606	5,714,746	104
March 31, 2014	4,841,186	330,410	485,883		13,212,100	5,657,478	99

NEWS AND EVENTS

- In March 2014, there was an increase in average consumer prices MoM by 0.8 per cent, while price growth for the entire year has been 0.6 per cent.
- On 31st March 2014, the ECB euro foreign exchange reference rate against the dollar was 1 EUR = USD 1.3788. In the past month, the euro fell by 0.2 per cent against the dollar, while it appreciated by 7.7 per cent against the dollar during the past 12-month period.

MEMBERS LIST

Member	Tel. No.	Member	Tel. No.
Abanka Vipa, d. d., Ljubljana	+386 1 471 81 88	Moja delnica BPH, d. d., Ljubljana	+386 1 433 11 55
ALTA Invest, d. d., Ljubljana	+386 1 320 03 90	Nova Kreditna banka Maribor, d.d., Maribor	+386 2 229 27 38
BKS BANK AG, Bančna podružnica, Ljubljana	+386 1 589 09 26	Nova Ljubljanska banka, d. d., Ljubljana	+386 1 476 52 07
Deželna banka Slovenije, d. d., Ljubljana	+386 1 472 72 68	Perspektiva, borzno posrednika družba, d. d., Ljubljana	+386 1 568 82 25
Erste Group Bank AG, Vienna *	+43 50 100 83118	Probanka, d. d., Maribor	+386 2 252 05 58
GBD Gorenjska borzno posredniška družba, d. d., Kranj	+386 4 280 10 18	Raiffeisen Banka, d. d., Maribor	+386 2 229 31 19
Gorenjska banka, d. d., Kranj	+386 4 208 43 28	Raiffeisen Centrobank AG, Vienna *	+43 51520 5457
Hypo Alpe-Adria-Bank, d. d., Ljubljana	+386 1 580 42 76	SKB banka, d. d., Ljubljana	+386 1 471 50 82
Ilirika borzno posredniška hiša, d. d., Ljubljana	+386 1 300 22 60	UniCredit Banka, d. d., Ljubljana	+386 1 587 64 30
KBC Securities NV, Brussels *	+32 2 429 13 04	WOOD & Company Financial Services, a.s., Prague *	+420 222 096 287

* Remote member of LJSE