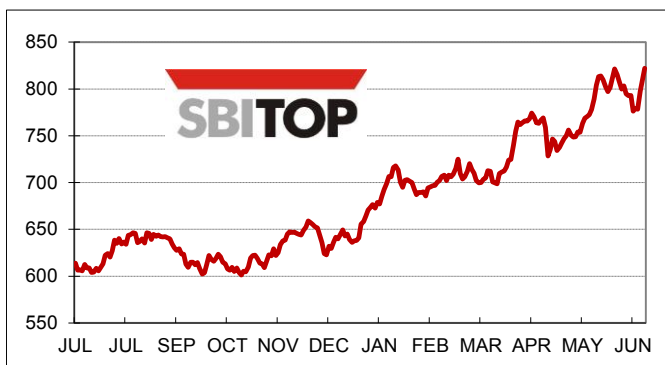


Monthly report - June 2014

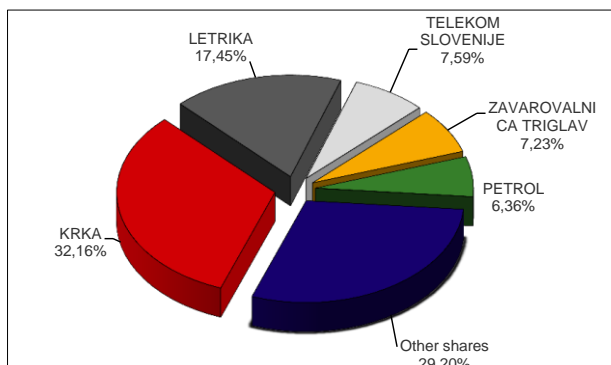


LIUBLJANA STOCK EXCHANGE

Slovene blue-chip index (SBITOP) performance



Shares by turnover



PRIME MARKET

	Price in EUR (30 Jun 2014)	Monthly change	Turnover in EUR 000	Number of trades	Market capitalisation in EUR 000 (30 Jun 2014)
GORENJE	5.400	-0.37% ▼	1,077	351	119,364
INTEREUROPA	1.052	9.70% ▲	163	169	17,706
KRKA	70.00	2.19% ▲	10,836	1,221	2,479,828
LUKA KOPER	24.000	13.74% ▲	2,064	470	336,000
MERCATOR	83.00	10.23% ▲	1,142	428	312,525
PETROL	280.00	-1.75% ▼	2,143	336	584,164
POZAVAROVALNICA SAVA	13.385	11.54% ▲	347	124	230,485
TELEKOM SLOVENIJE	149.00	-2.26% ▼	2,556	399	973,786
ZAVAROVALNICA TRIGLAV	23.780	-7.11% ▼	2,437	568	540,642
Total			22,765	4,066	5,594,501

TRADING SUMMARY

	Turnover in EUR 000	Number of trades	Market capitalisation in EUR 000 (30 Jun 2014)	Number of issues (30 Jun 2014)
EQUITY MARKET	33,691	5,394	6,555,723	55
BONDS	9,774	58	15,291,602	48
TREASURY BILLS	0	0	-	18
COMMERCIAL PAPERS	199	2	-	4
Total	43,664	5,454	21,847,325	103

TURNOVER BY MEMBERS

Member	Turnover in EUR 000	Share
ALTA INVEST	16,157	18.50%
PERSPEKTIVA	15,000	17.18%
ILIRIKA	13,100	15.00%
GBD GORENJSKA BORZNOPOSREDNIŠKA DRUŽBA	7,191	8.23%
WOOD & COMPANY FINANCIAL SERVICES	6,795	7.78%
OTHERS	29,084	33.30%
Total (18)	87,327	100.00%



More info at www.ljse.si



cee stock exchange group

PRIME AND STANDARD MARKET SHARES - TOP GAINERS / DECLINERS

Issuer	Trading code	Price in EUR (30 Jun 2014)	Monthly change	Change since 31 Dec 2013	Change since 30 Jun 2013	Market
Gainers						
PIVOVARNA LAŠKO	PILR	11.780	43.66% ▲	193.77% ▲	150.64% ▲	Standard market
LETRIKA	IALG	65.000	22.64% ▲	124.14% ▲	271.43% ▲	Standard market
AERODROM LJUBLJANA	AELG	43.800	15.11% ▲	58.70% ▲	150.29% ▲	Standard market
LUKA KOPER	LKPG	24.00	13.74% ▲	155.32% ▲	166.67% ▲	Prime market
POZAVAROVALNICA SAVA	POSR	13.385	11.54% ▲	64.46% ▲	78.47% ▲	Prime market
Decliners						
ISTRABENZ	ITBG	0.770	-23.00% ▼	746.15% ▲	92.50% ▲	Standard market
TERME ČATEŽ	TCRG	38.000	-15.56% ▼	35.81% ▲	-59.14% ▼	Standard market
ZAVAROVALNICA TRIGLAV	ZVTG	23.780	-7.11% ▼	25.16% ▲	33.60% ▲	Prime market
TELEKOM SLOVENIJE	TLSG	149.000	-2.26% ▼	22.58% ▲	43.27% ▲	Prime market
PETROL	PETG	280.00	-1.75% ▼	28.44% ▲	33.33% ▲	Prime market

MOST TRADED SECURITIES

Shares	Trading code	Price in EUR (30 Jun 2014)	Turnover in EUR 000	Number of trades	Market capitalisation in EUR 000 (30 Jun 2014)	Market
KRKA	KRKG	70.00	10,836	1,221	2,479,828	Prime market
LETRIKA	IALG	65.000	5,881	299	104,540	Standard market
TELEKOM SLOVENIJE	TLSG	149.00	2,556	399	973,786	Prime market
Bonds						
SLOVENSKA ODŠKODNINSKA DRUŽBA 2 nd ISSUE	SOS2E	104.00	8,765	29	250,430	Bond market
PETROL 3 rd ISSUE	PET3	109.40	567	4	32,993	Bond market
BANKA CELJE 13 th ISSUE	BCE13	100.00	311	7	40,000	Bond market

PRIME AND STANDARD MARKET RATIOS

	Trading code	Price-to-earnings ratio (P/E)	Dividend yield	Price-to-book ratio (P/B)	Turnover ratio	Beta
Prime market						
GORENJE	GRVG			0.23	0.16	0.49
INTEREUROPA	IEKG			0.06	0.14	0.39
KRKA	KRKG	13.36	2.30%	1.82	0.07	0.91
LUKA KOPER	LKPG	43.41	0.71%	1.30	0.06	1.15
MERCATOR	MELR			0.60	0.03	1.81
PETROL	PETG	10.56	3.61%	1.25	0.06	0.80
POZAVAROVALNICA SAVA	POSR	7.36		0.53	0.09	0.70
TELEKOM SLOVENIJE	TLSG	18.44	6.71%	1.28	0.05	1.06
ZAVAROVALNICA TRIGLAV	ZVTG	7.77	7.15%	0.93	0.09	1.00
Prime market ratios		17.00	3.30%	1.20	0.07	
Standard market						
AERODROM LJUBLJANA	AELG	32.01	20.91%	1.33	0.13	0.35
DELO PRODAJA	DPRG		1.89%	0.87	0.003	0.00
ISKRA AVTOELEKTRIKA	IALG	10.24	0.95%	2.03	0.26	0.41
ISTRABENZ	ITBG				0.010	3.30
KOMPAS MTS	MTSG	2.49	6.10%	0.09	0.0002	-0.12
MLINOTEST	MAJG	13.32		0.41	0.139	-0.39
NIKA	NIKN			2.66	0.003	0.01
PIVOVARNA LAŠKO	PILR			2.10	0.07	0.94
SALUS	SALR	14.83	6.33%	0.71	0.08	0.26
SAVA	SAVA			0.13	0.04	2.88
TERME ČATEŽ	TCRG	94.29		0.15	0.008	0.195
UNIOR	UKIG			0.14	0.003	-0.06
ŽITO	ZTOG	16.67	2.74%	0.51	0.21	0.35
Standard market ratios			5.22%	0.60	0.13	

Calculated on the basis of audited consolidated financial statements for 2013.

Market averages are calculated by market capitalisation weighting (illiquid companies excluded).

P / E = price / earnings per share

Dividend yield = last confirmed dividend / price

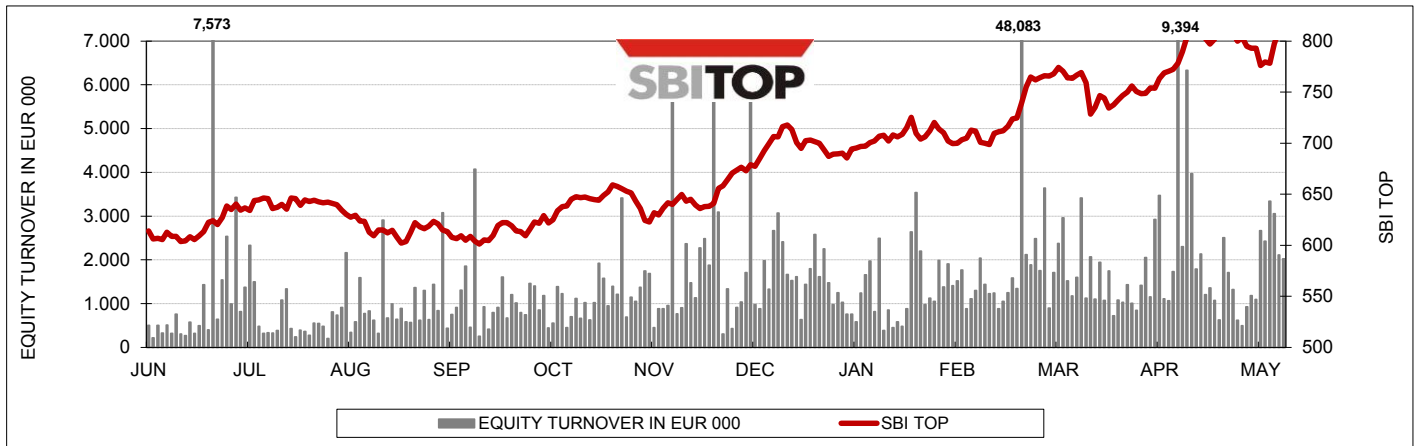
P / B = price / book value of share (own shares excluded)

Ratios for Aerodrom Ljubljana are based on all issued shares (ordinary and preferred)

Turnover ratio = yearly turnover / average market capitalisation (current month, before 6 and before 12 months).

The systematic risk indicator "Beta" is calculated using 12-month daily data and with correlation to SBITOP.

SLOVENE BLUE-CHIP INDEX - SBI TOP



Value on 30 Jun 2014

822.14

Change in Jun 2014	9.00
Max. value in Jun 2014 (30 Jun 2014)	822.14
Min. value in Jun 2014 (20 Jun 2014)	776.18

Monthly change	1.10% ▲
Change from 31 Dec 2013	25.39% ▲
Change from 30 Jun 2013	33.49% ▲

SBITOP constituents:

Constituent	Symbol	Weight as of 30 Jun 2014	Price in EUR (30 Jun 2014)
KRKA	KRKG	29.05%	70.00
PETROL	PETG	19.55%	280.00
TELEKOM SLOVENIJE	TLSG	18.62%	149.00
ZAVAROVALNICA TRIGLAV	ZVTG	10.34%	23.780
MERCATOR	MELR	5.98%	83.00
POZAVAROVALNICA SAVA	POSR	6.61%	13.385
LUKA KOPER	LKPG	6.43%	24.000
GORENJE	GRVG	3.42%	5.400

CEESEG Composite Index in EUR - CEESEG EUR



CEESEG is a trademark of WBAG.

Value on 30 Jun 2014

1,209.49

Change in Jun 2014	-14.20
Min. value in Jun 2014 (10 Jun 2014)	1,241.85
Min. value in Jun 2014 (26 Jun 2014)	1,206.12

Monthly change	-1.16% ▼
Change from 31 Dec 2013	-0.12% ▼
Change from 30 Jun 2013	8.66% ▲

CEESEG EUR constituents: 54 shares, represent first 15:

Constituent	Weight as of 30 Jun 2014	Price in EUR (30 Jun 2014)
ERSTE GROUP BANK AG	9.35%	23.620
OMV AG	8.88%	33.000
VOESTALPINE AG	7.88%	34.755
CEZ	7.80%	22.040
ANDRITZ AG	5.77%	42.205
RAIFFEISEN BANK INTERNATIONAL AG	5.62%	23.315
OTP BANK	4.53%	14.048
IMMOFINANZ AG	4.31%	2.580
KOMERCNI BANKA	4.20%	167.94
VIENNA INSURANCE GROUP AG	4.11%	39.090
MOL	3.36%	39.094
KRKA	2.85%	70.00
TELEKOM AUSTRIA AG	2.60%	7.140
RICHTER GEDEON	2.58%	14.022
UNIQA INSURANCE GROUP AG	2.38%	9.388

MONTHLY TURNOVER BY MARKET IN EUR 000

Year 2013	Equity Market					Treasury bills	Commercial papers	Average daily turnover	TOTAL	MoM Index
	Prime Market	Standard Market	Entry Market	Fund Market	Bond Market					
June	18,827	557	2,411	91	4,952		103	1,418	26,941	128
July	26,716	1,088	361	33	9,414		11	1,636	37,623	140
August	12,253	876	748	82	8,380		282	1,077	22,622	60
September	19,813	1,105	676	154	11,669			1,591	33,418	148
October	18,121	4,240	1,696	277	7,147		546	1,456	32,026	96
November	20,066	1,690	818	192	13,754		27	1,827	36,546	114
December	34,697	1,531	726	133	5,101		50	2,347	42,238	116
Total 2013	274,969	14,128	10,291	1,771	86,079	4	4,518	1,586	391,760	
Year 2014	Prime Market	Standard Market	Entry Market	Fund Market	Bond Market	Treasury bills	Commercial papers	Average daily turnover	TOTAL	MoM Index
January	32,494	3,854	1,889	11	8,482			2,124	46,731	111
February	20,563	2,129	848		7,485		48	1,554	31,074	66
March	26,420	3,435	1,444		7,431			1,844	38,730	125
April	33,403	3,664	47,729		5,547	170	1,736	4,612	92,249	238
May	38,297	4,553	3,022		4,413		50	2,517	50,335	55
June	22,765	8,607	2,319		9,774		199	2,183	43,664	87
Total 2014	173,943	26,242	57,251	11	43,133	170	2,033	2,462	302,782	

MARKET CAPITALISATION BY MARKET IN EUR 000

Date	Prime Market	Equity Market Standard Market	Entry Market	Fund Market	Bond Market	TOTAL (equity)	MoM Index
June 30, 2013	4,063,907	235,002	505,579	15,776	12,254,804	4,804,488	100
July 31, 2013	4,373,325	234,145	470,767	15,970	12,218,254	5,078,236	106
August 31, 2013	4,325,496	249,258	469,275	15,675	12,207,049	5,044,029	99
September 30, 2013	4,278,364	242,522	437,910	15,172	12,184,460	4,958,796	98
October 31, 2013	4,378,597	248,033	451,576	15,106	12,101,041	5,078,205	102
November 30, 2013	4,423,851	260,492	450,004	15,267	12,064,588	5,134,347	101
December 31, 2013	4,487,491	234,914	450,705	13,848	13,956,274	5,173,109	101
January 31, 2014	4,748,529	277,025	472,009		14,517,162	5,497,563	106
February 28, 2014	4,923,959	307,955	482,831		14,555,606	5,714,746	104
March 31, 2014	4,841,186	330,410	485,883		13,212,100	5,657,478	99
April 30, 2014	5,048,685	370,721	501,942		15,201,775	5,921,348	105
May 31, 2014	5,521,153	378,632	518,767		15,307,082	6,418,552	108
June 30, 2014	5,594,501	433,508	527,715		15,291,602	6,555,724	102

NEWS AND EVENTS

- In June 2014, there was an increase in average consumer prices MoM by 0.1 per cent, while price growth for the entire year has been 0.8 per cent.
- On 30th June 2014, the ECB euro foreign exchange reference rate against the dollar was 1 EUR = USD 1.3658. In the past month, the euro rose by 0.4 per cent against the dollar, while it appreciated by 4.4 per cent against the dollar during the past 12-month period.

MEMBERS LIST

Member	Tel. No.	Member	Tel. No.
Abanka Vipa, d. d., Ljubljana	+386 1 471 81 88	KBC Securities NV, Brussels *	+32 2 429 13 04
ALTA Invest, d. d., Ljubljana	+386 1 320 03 90	Moja delnica BPH, d. d., Ljubljana	+386 1 433 11 55
BKS BANK AG, Bančna podružnica, Ljubljana	+386 1 589 09 26	Nova Kreditna banka Maribor, d.d., Maribor	+386 2 229 27 38
Deželna banka Slovenije, d. d., Ljubljana	+386 1 472 72 68	Nova Ljubljanska banka, d. d., Ljubljana	+386 1 476 52 07
Erste Group Bank AG, Vienna *	+43 50 100 83118	Perspektiva, borzno posrednika družba, d. d., Ljubljana	+386 1 568 82 25
GBD Gorenjska borzno posredniška družba, d. d., Kranj	+386 4 280 10 18	Raiffeisen Banka, d. d., Maribor	+386 2 229 31 19
Gorenjska banka, d. d., Kranj	+386 4 208 43 28	Raiffeisen Centrobank AG, Vienna *	+43 51520 5457
Hypo Alpe-Adria-Bank, d. d., Ljubljana	+386 1 580 42 76	SKB banka, d. d., Ljubljana	+386 1 471 50 82
Ilirika borzno posredniška hiša, d. d., Ljubljana	+386 1 300 22 60	WOOD & Company Financial Services, a.s., Prague *	+420 222 096 287

* Remote member of LJSE